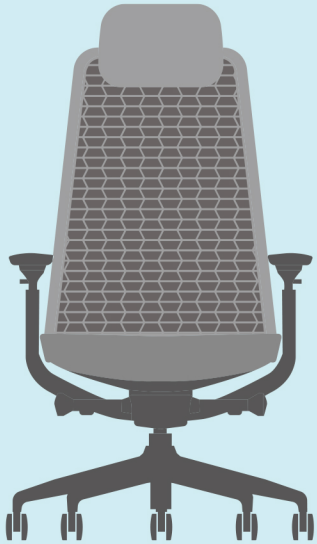


# DESKY



**User Guide  
& Specifications**

## Pinnacle Executive Office Chair



# DESKY

## Pinnacle Executive Office Chair

Discover the Desky Pinnacle Executive Office Chair. A pinnacle of ergonomic excellence and luxurious comfort. With its Italian-imported DONATI chassis and innovative honeycomb support system, this chair offers unmatched back support and breathability. Crafted from precision-knitted polymer fibers, the three-dimensional breathable mesh material ensures exceptional softness. Equipped with standard 4D armrests, this chair provides perfect elbow support for users of all sizes, making it the ultimate choice for those seeking both style and functionality in their workspace.




# DESKY

Pinnacle Executive Office Chair



- |                                 |                                   |
|---------------------------------|-----------------------------------|
| 1. Upholstery/ Fabric 、 Mesh    | 5. Mechanism / PA66+GF30% 、 Steel |
| 2. Armrest/ Nylon +PU Surface   | 6. Gas-lift / Steel               |
| 3. Backrest / PA66+GF30% 、 Foam | 7. Base/ 340mm Aluminum Alloy     |
| 4. Seat/ PA66+GF30% 、 Foam      | 8. Caster/ Back PU                |


## Mesh



BLACK

GREY

## Fabric

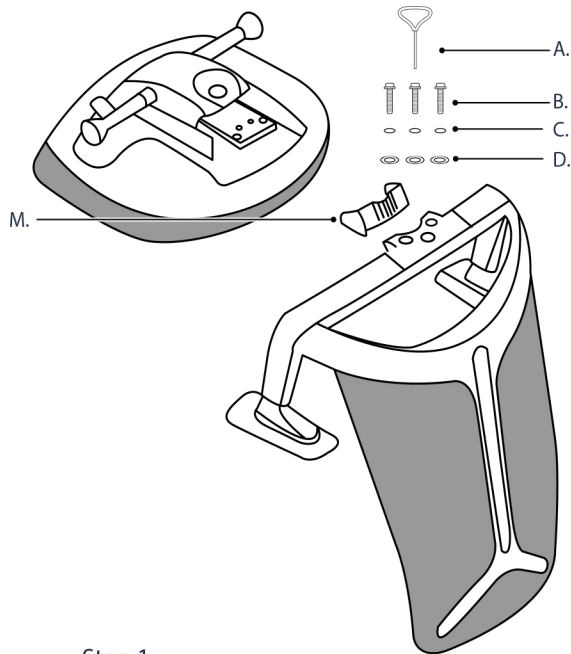



BLACK

GREY

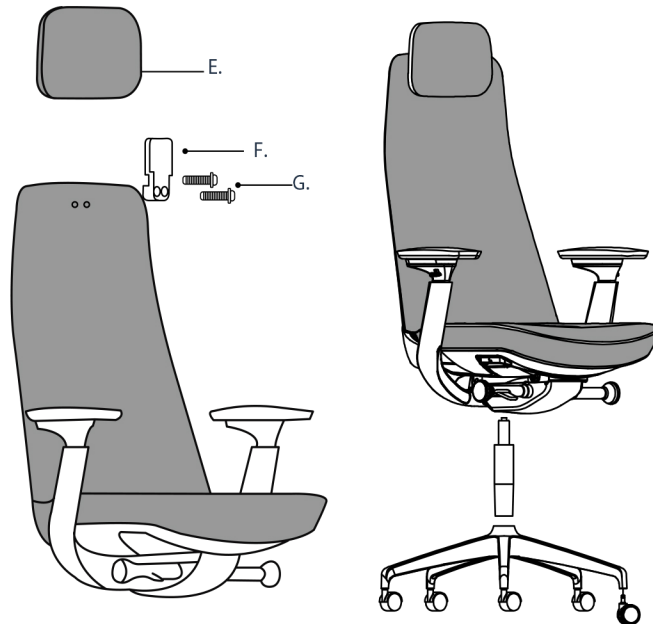


# Installation



Step 1

A	x1	B	x3	C	x3	D	x3
M5		M8*35					



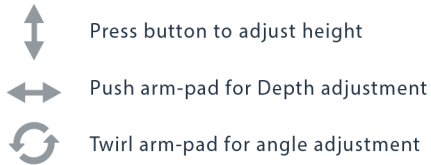
Step 2

Step 3

G	x2	F	x1	E	x1
M6*25					

# How to use / Features

## 1 3D Armrest / function key placed under armpad



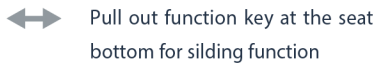
Press button to adjust height

Push arm-pad for Depth adjustment

Twirl arm-pad for angle adjustment

Armrest to reduce tiredness to arms and shoulders.

## 2 Sliding seat / Function key located on the right hand side of the mechanism



Pull out function key at the seat bottom for silding function

Sliding function to offer effective support for thigh in the most comfort .

## 3 Height adjustment / Control rod on the right hand side of mechanism



To lower seat, place your full weight on the chair, and engage actuator lever. When the desired height is reached, release the actuator

To raise the seat, shift your weight to your feet. Engage actuator. Chair will rise automatically

## 4 Tension tilt / Control rod on the right hand side of mechanism



Twirl outward to increase tension



Twirl inward to release tension

Tension tilt offers more secure and comfortable working environment.

## 5 Tilt lock in five positions / Control rod on the left hand side of mechanism




Twirl outward to engage tilt lock



Twirl inward to engage release

Tilt lock allows the user to sit in an upright position for keyboarding, while providing a comfortable rocking/reclining motion during work or break.

## 6 Lumbar Support / At the back of the chair



Pull up or down the lumbar support by both hand at the same time

Lumbar support may result in relief of lower back pain especially in a long working hour.



Pinnacle Executive Office Chair

Height	1160~1240mm
Seat depth	500~540mm
Seat width	525mm
Distance from floor to seat	440~520mm
Backrest width	470mm
Distance from seat to the top of backrest	635~683mm
Width between armrest	470mm
Distance from floor to armrest	600~740mm
From seat to armrest	160~220mm
Tilt angle degree	20°

Leather office chair:	Please gently wipe it with a half-wet sponge dipped with special detergents and service it with the leather servicing agent after wiping it dry with the dry cloth. If it is dipped with water, it should be immediately wiped dry. Besides, avoid the long-time direct sunlight.
Net surface and cloth office chair:	Please slap with hand or use the dust collector to clean the dust on it. If there are stains, locally clean and dry it naturally with special detergents.
Armrest, support and chair leg:	For aluminum alloy materials, please clean them with a dry cloth or nonferrous metal detergents; For plastic materials, please clean them with half-wet cloth dipped with clear water.
Chair wheel:	Clean fur, crumbs, fiber, and other sundries periodically and protect chair wheels with anti-static sprays.



After opening the package of the product, please carefully check the product for part lack or transportation damage. If any, please contact the dealer timely.



Please place on an indoor, stable floor and prevent from fire or exposure to blazing sun and humid environments.



The product can only be used by one person.



Please do not seat at the edge of the chair.



Please do not step on it or stand on the product to get something.



Please do not incline the chair backrest excessively.



Please do not lean against the product except in normal sitting posture to avoid tumbling due to the unbalance.



Please prevent the product from scratching or striking by sharp or hard tools.



Please notice the spontaneous loose phenomenon of bolts. If any, please stop using and repair the product immediately.