











Nudaslim 60 Bench Basin (Freestanding)

FLND60, FLND60.01, FLND60.02, FLND60.06, FLND60.07, FLND60.08, FLND60.09, FLND60.10, FLND60.11, FLND60.22

Nuda is a range of basins with a geometrical shape without rigid definition, but pure and sensual emphasising the female form. Characterised by wide bowls available in two different sizes. This version is freestanding bench mount without tap landing.

Product type	Basins
Brand	Flaminia
Collection	Nudaslim
Range	Design
Designers	Ludovica & Roberto Palomba
WxDxH	600mm x 390mm x 140mm
Colour / Finish	<div style="display: flex; justify-content: space-around; align-items: flex-start;"> <div style="text-align: center;">  Gloss White </div> <div style="text-align: center;">  Milky White </div> <div style="text-align: center;">  Gloss Black </div> </div> <div style="display: flex; justify-content: space-around; align-items: flex-start; margin-top: 10px;"> <div style="text-align: center;">  Nuvola (FL) </div> <div style="text-align: center;">  Fango </div> <div style="text-align: center;">  Rosso Rubens </div> </div> <div style="display: flex; justify-content: space-around; align-items: flex-start; margin-top: 10px;"> <div style="text-align: center;">  Argilla </div> <div style="text-align: center;">  Petrolio </div> <div style="text-align: center;">  Cenere </div> </div> <div style="display: flex; justify-content: center; align-items: center; margin-top: 10px;">  Carbone </div>
Material	Ceramic
Tap Hole Options	No Tap Hole
Capacity	15 Litres
Overflow	No Overflow
Waste Outlet	Flaminia 32mm I 40mm Clic-Clac Universal Waste with Ceramic Top FL3240 or Constant Flow Waste with Ceramic Top FL3253. PARISI 32mm I 40mm Waste (TA3240 or TA4032) or Constant Flow Waste TA3253 to be ordered separately.
Origin	Made In Italy
Warranty	10 Year Warranty
Availability	Gloss White I Matt White Stocked Item I Colours Pre-order 18 Weeks
Fixing Types	Bench
Installation Instructions:	It is recommended that the basin be installed using a flexible sealant. Epoxy type glues must not be used. To do so may void product warranty.

→FLAMINIA.

