






## Quad II Sliding Rail with Hand Shower

HQ2.SR, HQ2.SR.02, HQ2.SR.41, HQ2.SR.46, HQ2.SR.50

The Quad II collection is defined by its soft square style and is available in several highly durable special finishes to personalise your bathroom.

<b>Product type</b>	Showers		
<b>Brand</b>	PARISI		
<b>Collection</b>	Quad		
<b>Range</b>	Design		
<b>Designers</b>	PARISI Design Team		
<b>WxDxH</b>	140mm x 65mm x 700mm		
<b>Colour / Finish</b>	 Chrome	 Matt Black	 Brushed Nickel
	 Brushed Brass	 Fucile	
<b>Material</b>	Brass I ABS		
<b>WELS</b>	4 Star		
<b>Nominal Flow Rate (L/m)</b>	7 L/min		

<b>Warranty</b>	1 Year Warranty
<b>Availability</b>	Exclusive
<b>Fixing Types</b>	Wall
<b>Features:</b>	Set includes: Shower Rail. Quasar II hand shower with hose (Code: Q2.HS-3.XX) and F&F elbow. Spray Patterns: Rain I Champagne I Massage. Metal hose 1.25m. Matt Black supplied with 1.5m PVC hose. All other finishes - 1.5m.
<b>Installation Instructions:</b>	G ½" internal incorporated into rail post. Water Inlet: top or bottom post. Default bottom water inlet. Pressure Rating - Min 150kPa - Max 500 kPa

PARISI

