

# HZ0704

## HARRINGTON SHOWER RAIL SET



# meir®

### FEATURES

- Refer to the Meir website for warranty terms & conditions, and available finishes
- Flow rate 9 L p/m at 3 bar pressure.
- European components and cartridge
- Solid brass construction
- 68mm long 1/2" threaded adapter included for non-AU regions only

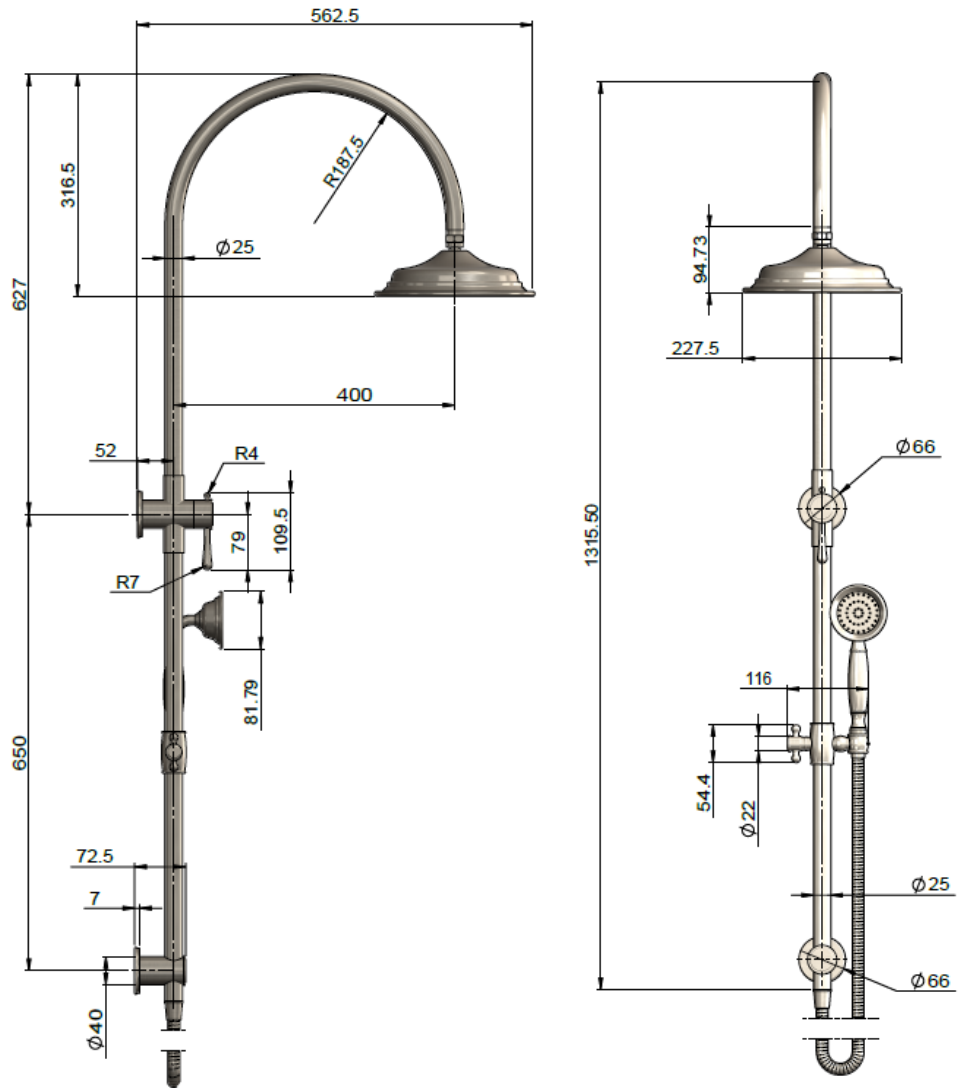
### CARE

- Do not install tapware using any form of acetone silicones.
- Do not apply physical items (such as tools) directly to product.
- Never use house-hold or commercial detergents, citrus based cleaners, or abrasive cleaners.
- Clean using a mild washing soap solution rinsed, and dry with a soft cloth.
- Check for any product defects before installation.
- Refer to the installation manual for correct installation.

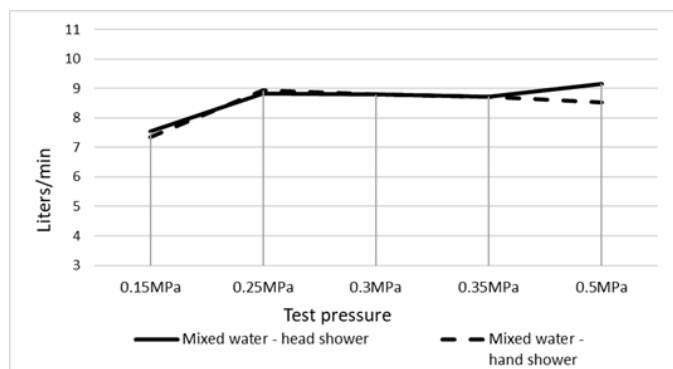
### CREDENTIALS

- Watermark AS/NZS3718WMKA25013
- 3-star WELS rated
- 9 litres p/minute
- WELS registration No: New registration

### SPECIFICATIONS

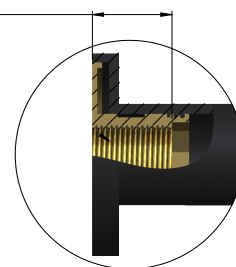


### FLOW RATE GRAPH



### TOLERANCES

MAX  
25mm



WATER INLET CONNECTION

# HZ0704

## HARRINGTON SHOWER RAIL SET

meir®

### EXPLODED VIEW

