






L'Hotel Single Towel Rail 600mm

NE02812, NE02812.02, NE02812.41, NE02812.46, NE02812.50

Made from solid brass, the contemporary curves and clean lines of the L'Hotel Single Towel Rail 600mm provides both a durable and a practical solution for your bathroom.

| | |
|------------------------|---|
| Product type | Bathroom Accessories |
| Brand | PARISI |
| Collection | L'Hotel |
| Range | Design |
| Designers | PARISI Design Team |
| WxDxH | 670mm x 70mm x 20mm |
| Colour / Finish | <div style="display: flex; justify-content: space-around; align-items: center;"> <div style="text-align: center;">  <p>Chrome</p> </div> <div style="text-align: center;">  <p>Matt Black</p> </div> <div style="text-align: center;">  <p>Brushed Nickel</p> </div> </div> <div style="display: flex; justify-content: space-around; align-items: center; margin-top: 10px;"> <div style="text-align: center;">  <p>Brushed Brass</p> </div> <div style="text-align: center;">  <p>Fucile</p> </div> </div> |
| Material | Brass |
| Warranty | 15 Year Warranty |
| Availability | Stocked Item |
| Fixing Types | Wall Dual Fixing Points |

PARISI

