

# A27 ADJUSTABLE MINI MOBILE SCAFFOLD

**Bäumr-AG®**



## Assembly Guide

[Revision 1.0]

---

**READ THIS MANUAL CAREFULLY BEFORE USE – FAILURE TO DO SO MAY RESULT IN INJURY, PROPERTY DAMAGE AND MAY VOID WARRANTY. • KEEP THIS MANUAL FOR FUTURE REFERENCE. • Products covered by this manual may vary in appearance, assembly, inclusions, specifications, description, and packaging.**

---

# Safety

Safety messages are designed to alert you to possible dangers or hazards that could cause death, injury or equipment or property damage if not understood or followed. Safety messages have the following symbols:



You **WILL** be **KILLED** or **SERIOUSLY INJURED** if you do not follow instructions.



You **CAN** be **KILLED** or **SERIOUSLY INJURED** if you do not follow instructions.



You **CAN** be **INJURED** if you do not follow instructions or equipment damage may occur.

It is vital that you read and understand this user manual before using the product, including safety warnings, and any assembly and operating instructions. Keep the manual for future reference.

Safety precautions and recommendations detailed here must be fully understood and followed to reduce the risk of injury, fire, explosion, electrical hazard, and/or property damage.

Safety information presented here is generic in nature – some advice may not be applicable to every product. The term "equipment" refers to the product, be it electrical mains powered, battery powered or combustion engine powered.

- **Before Use** - If you are not familiar with the safe operation/handling of the equipment or are in any way unsure of any aspect of suitability or correct use for your application, you should complete training conducted by a person or organization qualified in safe use and operation of this equipment, including fuel/electrical handling and safety.
- Do NOT operate the equipment in flammable or explosive environments, such as in the presence of flammable liquids, gases, or dust. The equipment may create sparks or heat that may ignite flammable substances.
- Keep clear of moving parts.
- Equipment may be a potential source of electric shock or injury if misused.
- Do NOT operate the equipment if it is damaged, malfunctioning or is in an excessively worn state.
- Do NOT allow others to use the equipment unless they have read this manual and are adequately trained.
- Keep packaging away from children - risk of suffocation! Operators must use the equipment correctly. When using the equipment, consider conditions and pay due care to persons and property.

## General Work Area Safety

- Work areas should be clean and well lit.
- Do not operate the equipment if bystanders, animals etc are within operating range of the equipment or the general work area.
- If devices are provided for connecting dust extraction / collection facilities, ensure these are connected and used properly. Dust collection can reduce dust-related hazards.

## General Personal Safety

- Wear appropriate protective equipment when operating, servicing, or when in the operating area of the equipment to help protect from eye and ear injury, poisoning, burns, cutting and crush injuries. Protective equipment such as safety goggles, respirators, non-slip safety footwear, hard hat, hearing protection etc should be used for appropriate equipment / conditions. Other people nearby should also wear appropriate personal protective equipment. Do not wear loose clothing or jewellery, which can be caught in moving parts. Keep hair and clothing away from the equipment.
- Stay alert and use common sense when operating the equipment. Do not over-reach. Always maintain secure footing and balance.
- Do not use the equipment if tired or under the influence of drugs, alcohol, or medication.
- This equipment is not intended for use by persons with reduced physical, sensory, or mental capabilities.

## General Fuel Safety

- Petrol/fuel/gasoline is extremely flammable – keep clear of naked flames or other ignition sources.
- Do not spill fuel. If you spill fuel, wipe it off the equipment immediately – if fuel gets on your clothing, change clothing.
- Do NOT smoke near fuel or when refuelling.
- Always shut off the engine before refuelling.
- Do NOT refuel a hot engine.
- Open the fuel cap carefully to allow any pressure build-up in the tank to release slowly.
- Always refuel in well-ventilated areas.
- Always check for fuel leakage. If fuel leakage is found, do not start, or run the engine until all leaks are fixed.

## General Carbon-Monoxide Safety

- Using a combustion engine indoors **CAN KILL IN MINUTES**. Engine exhaust contains carbon-monoxide – a poison you cannot smell or see.
- Use combustion engines **OUTSIDE** only, and far away from windows, doors, and vents.

## General Equipment Use and Care

- Keep packaging away from children and pets, potential risk of suffocation or choking.
- The equipment is designed for domestic use only.
- Handle the equipment safely and carefully.
- Before use, inspect the equipment for misalignment or binding of moving parts, loose components, damage, or any other condition that may affect its operation. If damaged, have the equipment repaired by an authorised service centre or technician before use.
- Prevent unintentional starting of the equipment - ensure equipment and power switches are in the OFF position before connecting or moving equipment. Do not carry equipment with hands or fingers touching any controls. Remove any tools or other items that are not a part of the equipment from it before starting or switching on.
- Do not force the equipment. Use the correct equipment for your application. Equipment will perform better and be safer when used within its design and usage parameters.
- Use the equipment and accessories etc. in accordance with these instructions, considering working conditions and the work to be performed. Using the equipment for operations different from those intended could result in hazardous situations.
- Always keep equipment components (engines, hoses, handles, controls, frames, housings, guards etc) and accessories (cutting tools, nozzles, bits etc) properly maintained. Keep the equipment clean and, where applicable, properly lubricated.
- Store the equipment out of reach of children or untrained persons. To avoid burns or fire hazards, let the equipment cool completely before transporting or storing. Never place or store the equipment near flammable materials, combustible gases, or liquids etc.
- The equipment is not weather-proof, and should not be stored in direct sunlight, at high ambient temperatures or locations that are damp or humid.
- Do not clean equipment with solvents, flammable liquids, or harsh abrasives.
- For specific equipment safety use and care, see Equipment Safety.

### General Electrical Safety

- Inspect electrical equipment, extension cords, power bars, and electrical fittings for damage or wear before each use. Repair or replace damaged equipment immediately.
- Ensure all power sources conform to equipment voltage requirements and are disconnected before connecting or disconnecting equipment.
- When wiring electrically powered equipment, follow all electrical and safety codes.
- Always use a Residual Current Device (RCD) (GFCI) / Earth Leakage Circuit Breaker / Safety Switch when operating this item (electrical items only).
- High voltage / high current power lines may be present. Use extreme caution to avoid contact or interference with power lines. Electrical shock can be fatal.

### General Electrical Safety

- Electrically grounded equipment must have an approved cord and plug and be connected to a grounded electrical outlet.
- Do NOT bypass the ON/OFF switch and operate equipment by connecting and disconnecting the electrical cord.
- Do NOT use equipment that has exposed wiring, damaged switches, covers or guards.
- Do NOT use electrical equipment in wet conditions or in damp locations.
- Do NOT use electrical cords to lift, move or carry equipment.
- Do NOT coil or knot electrical cords, and ensure electrical cords are not trip hazards.

### General Service Information

- The equipment must be serviced or repaired at authorised service centres by qualified personnel only.
- Replacement parts must be original equipment manufacturer (OEM) to ensure equipment safety is maintained.
- Do NOT attempt any maintenance or repair work not described in this manual.
- After use, the equipment and components may still be hot – allow the equipment to cool and disconnect spark plugs and/or electrical power sources and/or batteries from it before adjusting, changing accessories, or performing repair or maintenance.
- Do NOT adjust while the equipment is running.
- Perform service-related activities in suitable conditions, such as a workshop.
- Replace worn, damaged or missing warning/safety labels immediately.

### Child Choking Hazard!



• **WARNING: CHOKING HAZARD - CHILDREN UNDER 8 YRS. CAN CHOKE OR SUFFOCATE ON SMALL PARTS. ADULT SUPERVISION REQUIRED.**

- Carefully inspect anything a baby or child could gain access to, including this product & packaging.
- Dangers include anything of a size that could become stuck or lodged in a baby or child's airway.
- Dangers include things like raw, hard fruit and vegetable pieces, large pieces of meat, bones or sausage skins, popcorn, nuts, hard lollies and corn chips, small magnets and batteries, coins, beads, marbles and small uninflated balloons, broken toys and smaller toys, buttons, keys, and coins. But there are also many more.
- Pay particular attention to accessories, nuts, bolts, screws, washers, caps, covers, loose parts, parts that could be removed or break off, pieces of packaging, staples, tape etc.
- In the case of any doubt, secure the item of concern in an appropriate manner, or completely remove the possibility of access by a baby or child.

### Scaffold Safety

- **READ BEFORE BEGINNING ASSEMBLY.**
- **FAILURE TO UNDERSTAND AND FOLLOW ALL SAFETY RULES AND ASSEMBLY INSTRUCTIONS COULD RESULT IN SERIOUS INJURY OR DEATH.**
- **METAL CONDUCTS ELECTRICITY: DO NOT USE THIS EQUIPMENT WHERE CONTACT MAY BE MADE WITH POWER LINES OR OTHER LIVE ELECTRICAL CIRCUITS.**
- **DO NOT OVERLOAD: THIS SCAFFOLDING IS DESIGNED TO SUPPORT A MAXIMUM LOAD OF 500 LB (227 KG). PER PLATFORM: 250 LB (113 KG).**
- Do not use this equipment if you are in poor health, taking medications, drugs, or have been consuming alcohol, all of which may impair your ability to work safely on this product.
- Always use this scaffold in conformity with local or national legislation which applies.
- Inspect before use. Do not use if damaged. Check for missing parts.
- Examine thoroughly to make sure the unit is set up properly.
- Always use casters secured to the structure with the locking pins.
- Do not climb unless the four casters are in a locked position.
- Erect to be plumb on firm and level surfaces.
- Always install all platforms. Make sure platforms are well engaged on the structure rungs.
- This scaffold must be used on a firm surface that is free of pits, debris, holes, or obstructions.
- Never place anything under or attach anything to this scaffold to increase height or adjust to uneven surfaces.
- Acids are corrosive and can seriously affect strength. Do not expose this scaffold to corrosive substances.
- Keep the scaffold free of debris and unnecessary equipment.
- Always keep your body centred inside the structure of the scaffold.
- Do not stand or attempt to climb the platforms when they are installed on the upper rungs of the structure.
- Remove or fasten all tools, material, or equipment before moving. Use extra caution when moving to avoid tipping.
- Never try moving this scaffold while standing on it.
- Never move a scaffold with a worker on it.
- Do not use powered devices to propel this scaffold. Use extra caution near operating machinery.
- Do not use if the surface is not firm and level.

## A27 Adjustable Mini Mobile Scaffold

- Do not use in inclement weather or high winds.
- Maintain a firm grip while climbing.
- Do not modify the scaffold or any of its components.
- This scaffold is designed to be used by one person only.
- Do not use the scaffold as a footbridge.



**ALWAYS INSPECT  
BEFORE USE**



**ALWAYS LOCK THE  
FOUR CASTERS BEFORE  
CLIMBING**



**SCAFFOLD MAXIMUM  
LOAD CAPACITY:  
500 LB (227 KG)  
250 LB (113 KG) PER  
PLATFORM**



**DO NOT STAND OR  
ATTEMPT TO CLIMB THE  
PLATFORMS WHEN THEY  
ARE INSTALLED ON THE  
UPPER RUNG OF THE  
STRUCTURE**



**ACIDS ARE  
CORROSIVE. DO NOT  
EXPOSE UNIT TO  
CORROSIVE  
SUBSTANCES**



**ALWAYS KEEP YOUR  
BODY CENTRED INSIDE  
THE STRUCTURE OF THE  
UNIT**



**UNIT SHALL ONLY BE  
USED ON FIRM AND  
LEVEL SURFACES**



**NEVER TRY MOVING THE  
UNIT WHILE STANDING  
ON IT**



**NEVER PLACE  
ANYTHING UNDER  
OR ATTACH  
ANYTHING TO THE  
UNIT**



**DO NOT USE THE UNIT  
AS A FOOTBRIDGE**



**THIS SCAFFOLD IS  
DESIGNED TO BE  
USED BY ONE  
PERSON ONLY**



**METAL CONDUCTS  
ELECTRICITY**



**DO NOT USE IN  
INCLEMENT  
WEATHER OR HIGH  
WINDS**























**ERECT ON FIRM AND  
LEVEL GROUND**



















**REMOVE OR FASTEN  
TOOLS, MATERIALS,  
OR EQUIPMENT  
BEFORE MOVING.  
NEVER MOVE A  
SCAFFOLD WITH A  
WORKER ON IT.**

# Safety Symbols

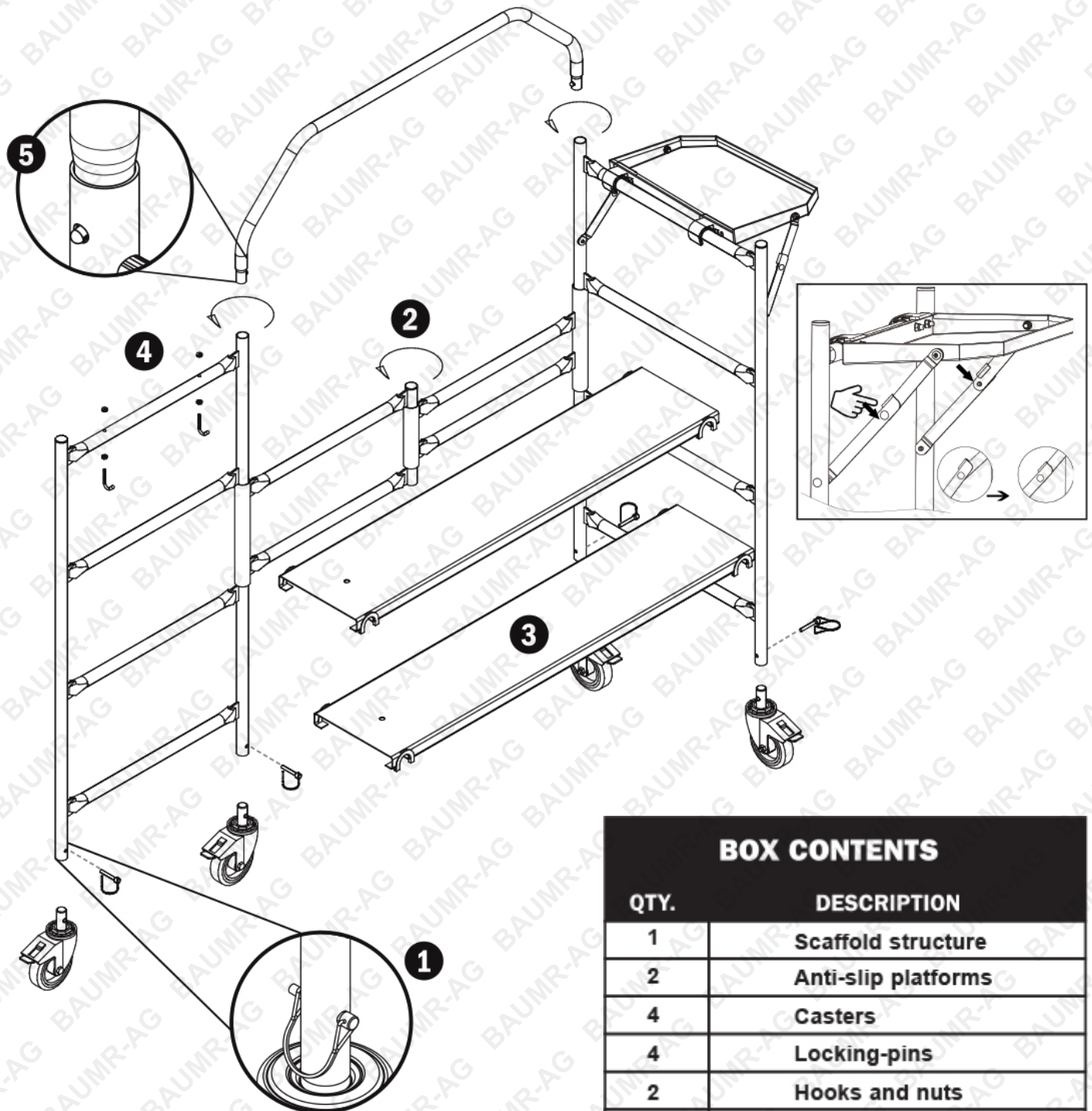
The product may have safety warning labels attached to it, explained below. Understand the symbols on your product and their meanings. If any stickers become unreadable, unattached etc., replace them.

 <p><b>Flammable Material Hazard</b> Flammable liquids, gases, or substances etc may present. Avoid ignition sources and open flames. Danger of fire.</p>	 <p><b>Read User Manual</b> Read and fully understand product safety warnings, operation, procedures etc before using the product.</p>	 <p><b>Use Hand Protection</b> Wear appropriate hand protection and take due care as the product or use of the product may present hand hazards.</p>	 <p><b>Carbon-Monoxide Hazard</b> Do not use the product in confined areas or without adequate ventilation. Carbon-monoxide poisoning can be fatal.</p>
 <p><b>Electrocution / Electrical Shock Hazard</b> High voltage or high current electricity may be present or required by the product. Take due care when handling electrical products, cables, plugs and leads. Electrical shock can be fatal.</p>	 <p><b>Toxic Fumes / Dust Hazard</b> Using the product or by-products from use may produce fumes, smoke or particles that could be harmful if inhaled. Wear appropriate breathing protection and have adequate ventilation.</p>	 <p><b>Explosive Material Hazard</b> Combustible liquids, gases, or substances etc may be present. Avoid ignition sources and open flames. Danger of explosion.</p>	 <p><b>Cutting / Amputation Hazard</b> The product may have blades, edges or mechanical devices that can cause severe cut injury to fingers, limbs etc. Take due care when handling and using the product.</p>
 <p><b>Crush Hazard</b> The product may have blades, edges or mechanical devices that can cause severe crush injury to fingers, limbs etc. Take due care when handling and using the product.</p>	 <p><b>Single Operator Only</b> The product must be operated by a single person only. More than one person operating the product may introduce additional hazards.</p>	 <p><b>Use Face Protection</b> Wear appropriate full-face protection and take due care as the product or use of the product may present face and eye hazards.</p>	 <p><b>Use Foot Protection</b> Wear appropriate foot protection and take due care as the product or use of the product may present foot hazards.</p>
 <p><b>Use Eye / Ear / Head Protection</b> Wear appropriate eye and / or ear and / or head protection and take due care as the product or use of the product may present eye, hearing, and head hazards.</p>	 <p><b>Running Hazard</b> Do not run on or near the product as doing so may present a fall hazard.</p>	 <p><b>Diving Hazard</b> Do not dive into the product as doing so may present a neck / head injury hazard.</p>	 <p><b>Adult Supervision Required</b> Always supervise children and other users of a product to prevent drowning or injury.</p>
 <p><b>Skin Penetration / Puncture Hazard</b> The product may produce pressure, emit liquids or objects that can cause severe injury to fingers, limbs, blood etc. Take due care when handling and using the product.</p>	 <p><b>Hot Surface Hazard</b> Be aware that the product may produce high temperatures and hot surfaces that can cause burn injuries.</p>	 <p><b>Flying Debris Hazard</b> Be aware that the product or use of the product may present hazards produced by flying debris. Wear appropriate clothing and protective devices.</p>	 <p><b>Moving Parts Hazard</b> Be aware that the product contains or uses mechanical devices that move or rotate. Always wait for moving parts to stop fully before handling the product, adjusting, maintenance etc.</p>

 <p><b>Carbon-Monoxide Hazard</b> Do not use the product in confined areas or without adequate ventilation. Carbon-monoxide poisoning can be fatal.</p>	 <p><b>Pull Hazard</b> Be aware that the product contains or uses mechanical devices that can pull in objects and can cause severe injury to fingers, limbs etc. Take due care when handling and using the product.</p>	 <p><b>Slope / Fall Injury Hazard</b> Be aware that using the product on sloping surfaces or in slippery conditions may present additional dangers from falls and contact with blades, moving parts, hot surfaces etc.</p>	 <p><b>"Slam Dunk" Warning</b> Do NOT attempt "slam dunk" manoeuvres as this may result in severe injury due to falling, product breakage or collapse etc.</p>
 <p><b>Electrocution / Electrical Shock Hazard - Outdoor</b> High voltage or high current electricity may be present or required by the product. Do NOT use in rain, damp, or wet conditions. Electrical shock can be fatal.</p>	 <p><b>Electrocution / Electrical Shock Hazard - Disconnect</b> High voltage or high current electricity may be present or required by the product. Always disconnect the product from the electrical supply before handling the product, adjusting, maintenance etc.</p>	 <p><b>Power Line Electrocution Hazard</b> High voltage / high current power lines may be present. Use extreme caution to avoid contact or interference with power lines. Electrical shock can be fatal.</p>	 <p><b>"Kick-Back" Hazard</b> High level of "kick-back" hazard that can cause the machine to suddenly rotate towards operator. Kick-back injury can be fatal.</p>
 <p><b>Winch Operator Position Hazard</b> Do NOT stand between winch and load. Do NOT use winch to move people.</p>	 <p><b>Winch Lift Hazard</b> Do NOT LIFT load vertically. Use machine to PULL only.</p>	 <p><b>Cable Hazard</b> Ensure that load bearing cable is not kinked or knotted.</p>	 <p><b>Winch Cable Hazard</b> Ensure that there is a minimum number of cable coils on winching mechanism.</p>
 <p><b>Winch Hook Hazard</b> Carry hook to load – do NOT throw or run.</p>	 <p><b>Flash / Blinding Hazard</b> Wear appropriate eye protection for welding. Direct exposure to weld arcs may cause permanent eye injury.</p>	 <p><b>Laser Hazard</b> Laser may be in use – do NOT look directly at laser or allow others to.</p>	 <p><b>Choking Hazard</b> Children under 8 yrs. Can choke or suffocate on small parts. Adult supervision required.</p>

# Parts and Assembly

1. Insert the casters into the scaffold structure.
2. Secure the casters with locking pins.
3. Unfold the structure.
4. Install the platforms at the desired height.
5. Install the platform hooks using the supplied nuts.
6. Insert the guard bar into the frame.



BOX CONTENTS	
QTY.	DESCRIPTION
1	Scaffold structure
2	Anti-slip platforms
4	Casters
4	Locking-pins
2	Hooks and nuts
1	Guard Bar

# Specifications

<b>Frame</b>	Steel
<b>Frame Thickness</b>	14 gauge, 25mm diameter
<b>Finish</b>	Powder-coated
<b>Platform Dimension</b>	104 x 23cm (each)
<b>Platform Material</b>	Steel
<b>Maximum Load Capacity</b>	113kg per platform
<b>Wheel Type</b>	Locking rubber castors
<b>Wheel Diameter</b>	4-inch
<b>Safety Features</b>	Pin-loaded lock system, Safety guard bar

*Note: Requires Assembly*



**Some experts believe that the incorrect or prolonged use of almost any product may cause serious injury or death. To help reduce your risk of serious injury or death, refer to the information below. For more information, see [www.datastreamserver.com/safety](http://www.datastreamserver.com/safety)**

- Consult all documentation, packaging, and product labelling before use. Note that some products feature documentation available online. It is recommended to print and retain the documentation.
- Before each use, check the product for loose/broken/damaged/missing parts, wear, or leaks (if applicable). Never use a product with loose/broken/damaged/missing parts, wear, or leaks.
- Products must be inspected and serviced (if applicable) by a qualified technician every 6 months. This is based on average residential use by persons of average size and strength, and on a property of average metropolitan size. Use beyond these recommendations may require more frequent inspections/servicing.
- Ensure that all users of the product have completed a suitable industry recognised training course before being allowed access to the product.
- The product has been supplied by a general merchandise retailer that may not be familiar with your specific application or description of application. Be sure to attain third-party approval from a qualified specialist for your application before use, regardless of any assurances from the retailer or its representatives.
- This product is not intended for use where fail-safe operation is required. As with any product (for example, automobile, computer, toaster), there is the possibility of technical issues that may require the repair or replacement of parts, or the product itself. If the possibility of such failure and the associated time it may take to rectify could in any way inconvenience the user, business, or employee, or financially affect the user, business, or employee, then the product is not suitable for your requirements. This product is not intended for use where incorrect operation or a failure of any kind, including but not limited to, a condition requiring product return, replacement, parts replacement, or service by a technician may cause financial loss, loss of employee time or an inconvenience requiring compensation.
- If this product has been purchased in error when considering the information presented here, contact the retailer directly for details of their returns policy, if required.

