











## Track Bench Basin (Ø40x14H)

VA22, VA22.01, VA22.02, VA22.22, VA22.90, VA22.91, VA22.92, VA22.93, VA22.94, VA22.96

The Track Ø400 Bench Basin presents edges that delineate a simple and absolute geometry. Track also allows for contrast through the softness of the ceramic material. Designed by Prospero Rasulo.

<b>Product type</b>	Basins
<b>Brand</b>	Valdama
<b>Collection</b>	Track
<b>Designers</b>	Prospero Rasulo
<b>WxDxH</b>	400mm x 400mm x 140mm
<b>Colour / Finish</b>	<div style="display: flex; justify-content: space-around; align-items: flex-start;"> <div style="text-align: center;">  Gloss White         </div> <div style="text-align: center;">  Matt White         </div> <div style="text-align: center;">  Gloss Black         </div> </div> <div style="display: flex; justify-content: space-around; align-items: flex-start; margin-top: 10px;"> <div style="text-align: center;">  Matt Black         </div> <div style="text-align: center;">  Matt Zolfo         </div> <div style="text-align: center;">  Matt Nuvola (VA)         </div> </div> <div style="display: flex; justify-content: space-around; align-items: flex-start; margin-top: 10px;"> <div style="text-align: center;">  Matt Tempesta         </div> <div style="text-align: center;">  Matt Laguna         </div> <div style="text-align: center;">  Matt Basento         </div> </div> <div style="text-align: center; margin-top: 10px;">  Matt Oceano         </div>
<b>Material</b>	Ceramic
<b>Tap Hole Options</b>	No Tap Hole
<b>Capacity</b>	9 Litres
<b>Overflow</b>	No Overflow
<b>Waste Outlet</b>	32mm I 40mm Valdama Clic-Clac Universal Waste with Ceramic Top (VA3240) or 32mm I 40mm Constant Flow Waste with Ceramic Top (VA3253) to be ordered separately
<b>Origin</b>	Made In Italy
<b>Warranty</b>	10 Year Warranty
<b>Availability</b>	Gloss White I Matt White Stocked Item I Colours Pre-order 18 Weeks
<b>Fixing Types</b>	Bench
<b>Installation Instructions:</b>	It is recommended that the basin be installed using a flexible sealant. Epoxy type glues must not be used. To do so may void product warranty.

valdama

