

SANCERAMICA™



MINIMAL

STYLE

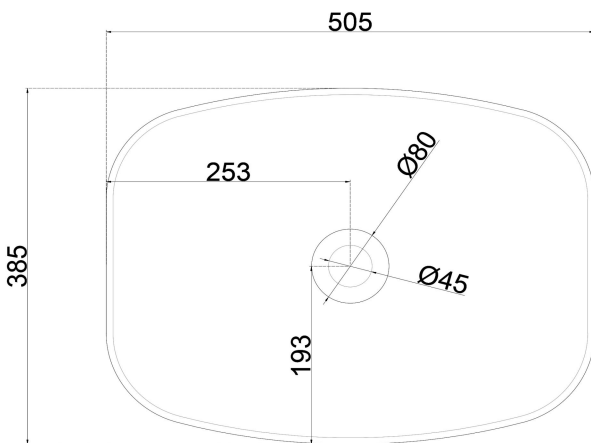
Semi-inset basin

COLOURS

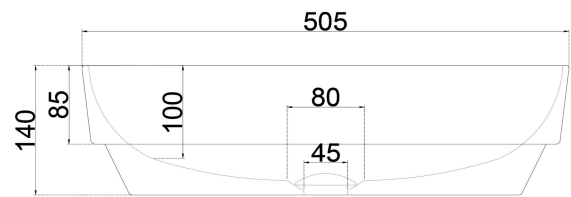
Various finished available

OVERFLOW & WASTE


without overflow
waste not included.



▲ vertical view



▲ front view



▲ side view

Units : MM

Note: All dimensions are in millimeters and are subject to normal manufacturing variations (-/+).

Due to continuing improvement in design and performance of the products, we reserve to vary specifications without notice.