




TECHNOLOGY
TO MOVE
YOU
TOTO

INTELLIGENT
TECHNOLOGY
DOESN'T HAVE
TO BE VISIBLE
OUR
INNOVATION



ACTILIGHT
Zirconium coating combined with UV light for an antibacterial effect that breaks down waste



AERIAL SHOWER
Aerated water for the shower



WASHLET
An individually adjustable wand system with self-cleaning function



AERIAL PULSE
Aerated water with a pulsating function




E-WATER+
Electrolysed antibacterial water that breaks down waste



WATER PILLAR
Light yet voluminous stream of water



WATER-SAVING
Technologies that save water



GYROSTREAM
Shower jets with rotating and pulsating functions



TORNADO FLUSH
Revolutionary triple-jet flushing system



CASCADE FLOW
Waterfall-like shower function that warms the entire body



RIMLESS DESIGN
Seamless easy-clean bowl design



ECOCAP
Fuller aerated water stream



CEFIONTECT
Special hygienic glaze for a smooth ceramic surface



SELF POWER
Sensor-activated faucet generates its own electricity



AUTO FUNCTIONS
Sensor-controlled technologies activated by human movement



SMA
Maintains a constant water temperature despite fluctuating water supply temperatures and pressure levels



HYDROTECT
Intelligent coating for indoor and outdoor surfaces using photocatalyst technology



LUMINIST
Translucent epoxy resin material

TECHNOLOGIES

NEOREST

SUITES

WASHLET

TOILETS

LAVATORIES

FITTINGS

ACCESSORIES

BATHTUBS

PUBLIC

UNIVERSAL
DESIGN

TILES



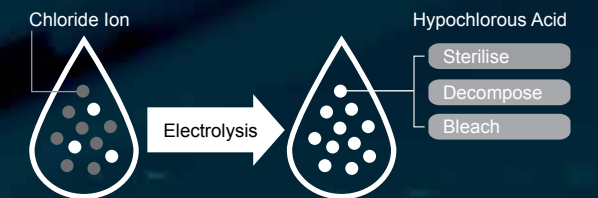
E-WATER+

ewater+ is an antibacterial liquid that prevents waste particles from accumulating and staining the toilet bowl. It is automatically sprayed onto the toilet bowl after flushing. It eliminates 99.9% of bacteria and sterilises the bidet nozzle after every use.

MECHANISM

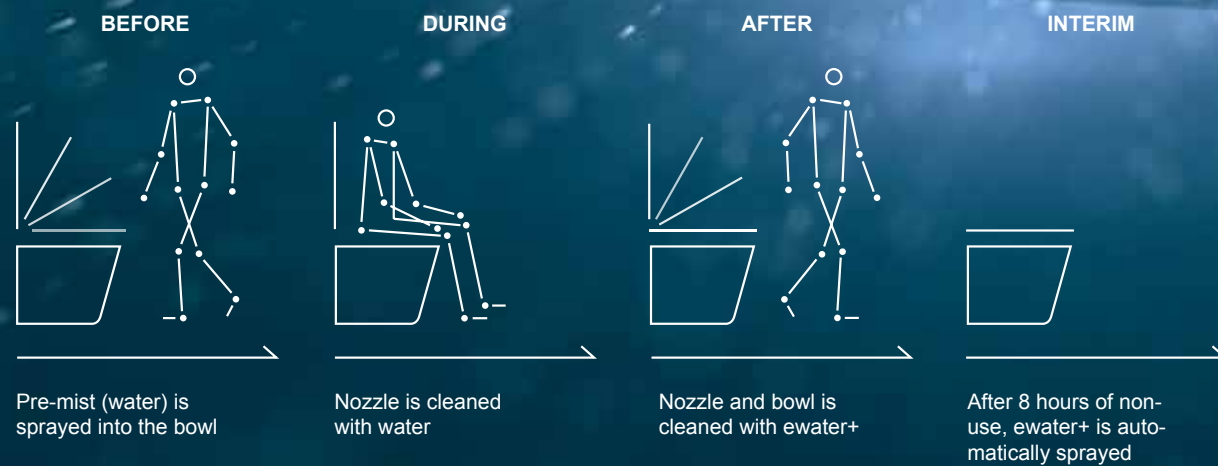


Tap water is electrolysed as it travels through the toilet.



When naturally occurring chloride ions in tap water are electrolysed, they turn into hypochlorous acid, the active ingredient of ewater+. Hypochlorous acid is capable of instantly sterilising a dirty surface.

THE PURIFICATION CYCLE



ewater+ converts back into regular water after two hours, making it an Earth-friendly alternative to harsh household cleaning agents.



WASHLET

Symbolising TOTO's primitive top-notch creation that never fails to surpass the norm, the Washlet surprised the world by making its first appearance starting from Japan as early as 1980. Since then, we never looked back; so will you once you start using it.

With further improvisation and invention of more comfort functions such as self-sanitisation and deoddriser, what we see today is revolution in itself.

CUSTOMISED SPRAY PATTERNS



Rear
A powerful
flow of water



Front
A spotted
water flow



Rear-soft
A soft and
gentle water flow



Wide-front
A light flow
covering
a wider area

WONDERWAVE CLEANSING

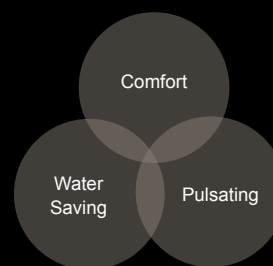


Conventional
Cleansing



Wonderwave
Cleansing

This technique sprays water droplets in rapid succession to achieve powerful cleansing while only using small amount of water. This technology strikes a balance between eco-friendliness and comfort by supplying an alternate motion of large and small water droplets to provide a sense of abundance yet sufficient strength.



OTHER WASHLET FEATURES




Oscillating
Spray Nozzle



Air Purifier
(Deodoriser)



Air Dryer



Seat Warmer



Easy remove
for cleaning



Auto open
and close

TOILET TECHNOLOGIES

TOTO developed all the toilet technologies used in its products. It has also continued to improve them consistently.

These technologies mark the standards in every TOTO toilet, ensuring the greatest possible hygiene as demonstrated in expert reports and studies.



TORNADO FLUSH

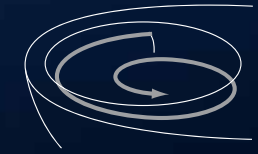
Tornado Flush is an integral feature of TOTO toilets. It reimagines the way a toilet flushes. Instead of a conventional flush that pours down from the rim, Tornado Flush projects three high-pressure water jets that generate a tornado-like vortex of water, forcing waste off the bowl's surface. It is quiet yet at the same time water efficient.

Advantages

A more quiet flush, cleans the entire bowl more thoroughly hence reducing the need for chemical cleansers



Regular Flushing



Tornado Flushing




RIMLESS DESIGN

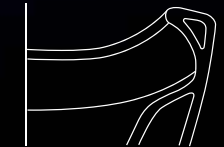
The Rimless Design eliminates areas where dirt and bacteria tend to settle on. With less crevices than a conventional bowl, all areas of the bowl can be easily reached with minimal cleansing agents, making it friendlier to you as well as the environment.

Advantages

Easier to clean, minimises the need for toilet cleaner



Regular Rim



Rimless Design



CEFIONTECT


CeFiONtect is a special glaze applied to TOTO ceramic products that makes the surface ultra-smooth even at microscopic levels so that waste particles easily slide off. This prevents the formation of ridges caused by wear and tear that will create breeding spaces for bacteria. This CeFiONtect glaze is applied before firing hence is extremely resilient and long-lasting.

Advantages

Easier to clean, dirt resistant, minimises the amount of toilet cleaner required



Conventional Toilet



CeFiONtect Toilet