

Specification

STUDIO

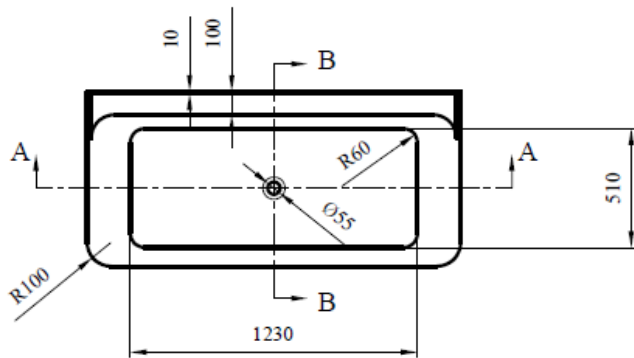
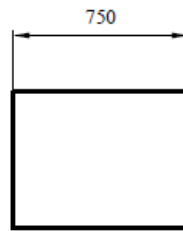

1

BATHROOM DESIGN

S1-GAT16-P: 1600×750×585mm



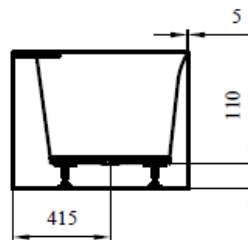
Unit: mm



SECTION A-A



SECTION B-B



Features

1. 1600 x 750 x 585mm/45kg/285L.
- 2.
3. Sanitary grade double skin acrylic construction.
4. Stainless steel supports with 4 adjustable legs.
5. Open every breathing pore thoroughly to enjoy real relax.
6. Elegant appearance with modern design.