

ALFRESCOTM
Solutions
by **Harvey Norman**



PRE DESIGNED
SOLUTION

CUSTOMISED
SOLUTION

ALFRESCO™
Solutions
by **Harvey Norman**

**10 Year Limited
Warranty***

Cabinetry and Stone Bench Tops

**2 Year Limited
Warranty***

Appliances

Warranty T&C's
available on page 15

PRE DESIGNED SOLUTION



PRE DESIGNED OPTIONS

STEPS

STEP 1

PLAN + MEASURE + SELECT + CHECK

How much room do you have? Measure the space you have to work with and ensure that your kitchen and appliances will be undercover in a weatherproof environment.



RIVERINA
CODE: RIVKIT-BBQH
REQUIRES 2.66 METRES
SINGLE BEVERAGE COOLER
FEATURED IN SHEER MIDNIGHT STONE
AND BAYE LAMINATE

FLAT LID BBQ AVAILABLE



KAKADU 1
CODE: KAKKIT1-BBQH
REQUIRES 3.52 METRES
SINGLE BEVERAGE COOLER
FEATURED IN SPECKLED SNOW STONE
AND SUBLIME TEAK LAMINATE

FLAT LID BBQ AVAILABLE



KAKADU 2
CODE: KAKKIT2-BBQH
REQUIRES 3.52 METRES
DOUBLE BEVERAGE COOLER
FEATURED IN SPECKLED SNOW STONE
AND SUBLIME TEAK LAMINATE

FLAT LID BBQ AVAILABLE

STEP 2

COLOUR SELECTIONS

Select your colour laminate and stone option.

COMPACT LAMINATE (doors, panels and kicker)

	POLAR WHITE		BLACK		CHARCOAL
	SUBLIME TEAK		OYSTER GREY		LIQUORICE LINEA
	BAYE		BATTALION		PUMICE

STONE TOP OPTIONS

	SHEER MIDNIGHT
	SPECKLED SNOW
	FOSSIL GREY
	BURLYWOOD

STEP 3

ORDER + DELIVER

Ask a member of our team who will ensure you have all the required items for your order and any other services recommended for you.

YOUR DELIVERY OPTIONS ARE:

WAREHOUSE

*Collect from your local Harvey Norman Warehouse.

*Delivery and assembly charges may apply.
Trades (including but not limited to electrical, gas or plumbing) are not included.

HOME

*Delivery direct to your home.

PLATINUM

*Delivery direct to your home.

+

*Assembly in your home by our professional assembly team.

Delivery and assembly will be conducted independently.
Assembly booking date will be confirmed once product delivery times confirmed.

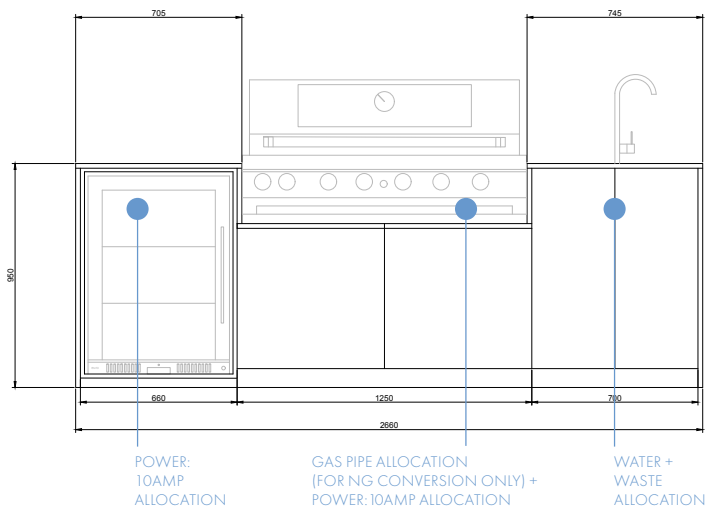
NB *This service does not include packing, shipping cartons, crates or pallet removal.

THE RIVERINA




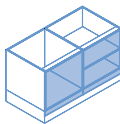

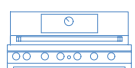
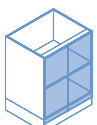






**2.66
METRES**

SERVICE POINT REQUIREMENTS - Provision of services by customer



YOUR KIT INCLUDES:

CABINETRY	BENCHTOPS	APPLIANCES + ACCESSORIES
 HN660DWF 660mm Fridge Frame Unit	 705 20mm Stone Top	 EA60WFSX 138lt Single Door Beverage Cooler
 HN12502DBQ 1250mm 2 Door BBQ Module + Door + Kicker	 255 x 2 + 625 x 2 20mm Stone Top & BBQ Sides	 HN1200RBQ 6 Burner Hooded BBQ + Rotisserie
 HN7002D 700mm 2 Door Module + Door + Kicker	 745-S 20mm Stone Top with Sink and Tap Cutout	 ES510UM Under/Top Mount Single Bowl Sink
	 930 x 2 20mm Stone Waterfall Ends	 PC1001SB Sink Mixer



THE RIVERINA CODE: RIVKIT-BBQH

STEP 1 PLAN + MEASURE + SELECT + CHECK

How much room do you have? Measure the space you have to work with and ensure that your RIVERINA kitchen and appliances will be undercover in a weatherproof environment. The RIVERINA is designed for a minimum requirement of 2.66 Metres. Check to see where existing or new service points for plumbing and electricity will need to be allocated. For maximum efficiency ensure the beverage cooler is allocated closest to your internal wall - as per our illustration. Consider any other permanent fixtures and placements such as balustrades and pillars.

STEP 2 SELECT YOUR COLOURS

COMPACT LAMINATE DOORS/KICKERS
DOORS AND KICKERS ARE SUPPLIED AS A MATCHING COLOUR SET

		POLAR WHITE
		CHARCOAL
		OYSTER GREY
		BAYE
		PUMICE

STONE TOP

	SHEER MIDNIGHT
	SPECKLED SNOW
	FOSSIL GREY
	BURLYWOOD

STEP 3 ORDER + DELIVER

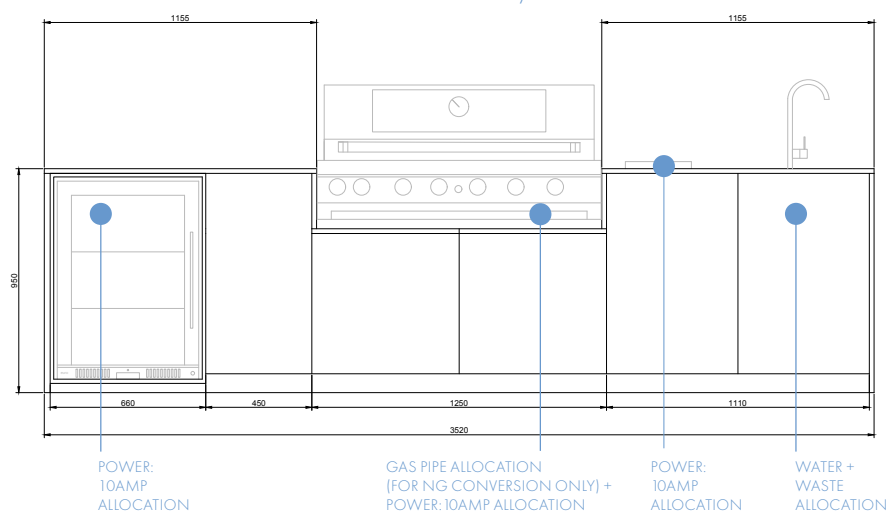
- ☐ PICK UP FROM HARVEY NORMAN WAREHOUSE
- ☐ HOME DELIVERY
- ☐ PLATINUM HOME DELIVERY + ASSEMBLY

THE KAKADU 1






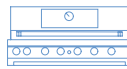
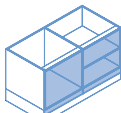


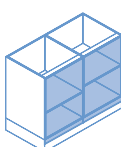



3.52
METRES



SERVICE POINT REQUIREMENTS - Provision of services by customer



YOUR KIT INCLUDES:

CABINETRY	BENCHTOPS	APPLIANCES + ACCESSORIES
 HN660DWF 660mm Fridge Frame Unit	 1155 20mm Stone Top	 EA60WFSX 138lt Single Door Beverage Cooler
 HN4501D 450mm 1 Door Module + Door + Kicker	 255 x 2 + 625 x 2 20mm Stone Top & BBQ Sides	 HN1200RBQ 6 Burner Hooded BBQ + Rotisserie
 HN12502DBQ 1250mm 2 Door BBQ Module + Door + Kicker	 1155-DS 20mm Stone Top with Sink, Tap and Wok Cutout	 EMJG30WSX 30cm Domino Gas Wok Burner 18mj
 HN11102D 1110mm 2 Door Base Unit + Door + Kicker	 930 x 2 20mm Stone Waterfall Ends	 ES510UM Under/Top Mount Single Bowl Sink
		 PC1001SB Sink Mixer



THE KAKADU 1 CODE: KAKKIT1-BBQH

STEP 1 PLAN + MEASURE + SELECT + CHECK

How much room do you have? Measure the space you have to work with and ensure that your KAKADU 1 kitchen and appliances will be undercover in a weatherproof environment. The KAKADU 1 is designed for a minimum requirement of 3.52 Metres. Check to see where existing or new service points for plumbing and electricity will need to be allocated. For maximum efficiency ensure the beverage cooler is allocated closest to your internal wall - as per our illustration. Consider any other permanent fixtures and placements such as balustrades and pillars.

STEP 2 SELECT YOUR COLOURS

COMPACT LAMINATE DOORS/KICKERS DOORS AND KICKERS ARE SUPPLIED AS A MATCHING COLOUR SET

Laminex®	 POLAR WHITE
 BLACK	 CHARCOAL
 SUBLIME TEAK	 OYSTER GREY
 LIQUORICE LINEA	 BAYE
 BATTALION	 PUMICE

STONE TOP

	SHEER MIDNIGHT
	SPECKLED SNOW
	FOSSIL GREY
	BURLYWOOD

STEP 3 ORDER + DELIVER

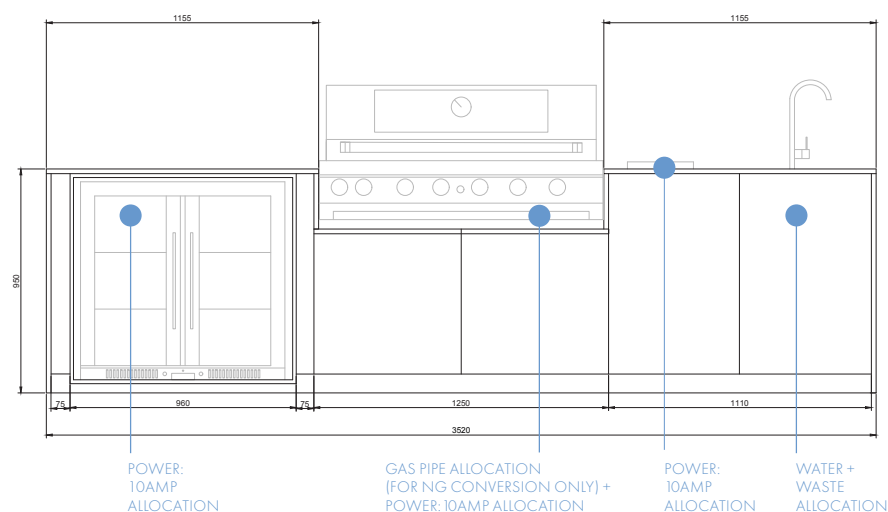
- ☐ PICK UP FROM HARVEY NORMAN WAREHOUSE
- ☐ HOME DELIVERY
- ☐ PLATINUM HOME DELIVERY + ASSEMBLY

THE KAKADU 2

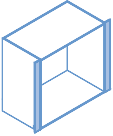


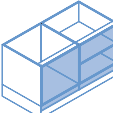

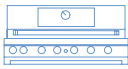
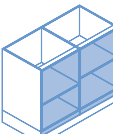





3.52
METRES



SERVICE POINT REQUIREMENTS - Provision of services by customer



YOUR KIT INCLUDES:

CABINETRY	BENCHTOPS	APPLIANCES + ACCESSORIES
 HN1110DWF 1110mm Fridge Frame Unit + Fillers	 1155 20mm Stone Top	 EA900WFSX 208Lr Double Door Beverage Cooler
 HN12502DBQ 1250mm 2 Door BBQ Module + Door + Kicker	 255 x 2 + 625 x 2 20mm Stone Top & BBQ Sides	 HN1200RBQ 6 Burner Hooded BBQ + Rotisserie
 HN11102D 1110mm 2 Door Base Unit + Door + Kicker	 1155-DS 20mm Stone Top with Sink, Tap and Wok Cutout	 EMJG30WSX 30cm Domino Gas Wok Burner 18mj
	 930 x 2 20mm Stone Waterfall Ends	 ESS10UM Under/Top Mount Single Bowl Sink
		 PC1001SB Sink Mixer



THE KAKADU 2 CODE: KAKKIT2-BBQH

STEP 1 PLAN + MEASURE + SELECT + CHECK

How much room do you have? Measure the space you have to work with and that your KAKADU 2 kitchen and appliances will be undercover in a weatherproof environment. The KAKADU 2 is designed for a minimum requirement of 3.52 Metres. Check to see where existing or new service points for plumbing and electricity will need to be allocated. For maximum efficiency ensure the beverage cooler is allocated closest to your internal wall - as per our illustration. Consider any other permanent fixtures and placements such as balustrades and pillars.

STEP 2 SELECT YOUR COLOURS

COMPACT LAMINATE DOORS/KICKERS
DOORS AND KICKERS ARE SUPPLIED AS A MATCHING COLOUR SET

Laminex®



STONE TOP



STEP 3 ORDER + DELIVER

- ☐ PICK UP FROM HARVEY NORMAN WAREHOUSE
- ☐ HOME DELIVERY
- ☐ PLATINUM HOME DELIVERY + ASSEMBLY

ALFRESCO™
Solutions
by **Harvey Norman**

**10 Year Limited
Warranty***

Cabinetry and Stone Bench Tops

**2 Year Limited
Warranty***

Appliances

Warranty T&C's
available on page 15

CUSTOMISED SOLUTION



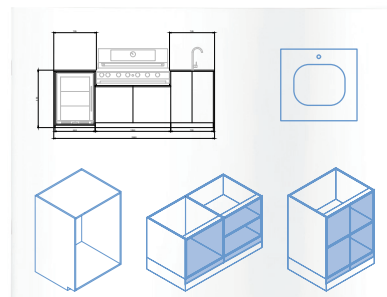
CUSTOMISED SOLUTION STEPS

Modify the layout of your modular Riverina or Kakadu kitchen with options to add or remove cabinetry, colour selections and appliance variations. Design, quality and functionality with exceptional results.

STEP 1

PLAN + MEASURE + SELECT + CHECK


Measure your desired entertaining area to ensure the optimal solution can be developed. Worked in conjunction with our team to accurately select the cabinetry that best suits your needs and space.



STEP 2

CUSTOMISE

Select your desired stone tops, laminates, appliances and accessories.



STEP 3

ORDER + DELIVER

Once steps 1-2 are complete we will provide you with a quote, and confirmation of all your specifications. YOUR DELIVERY OPTIONS INCLUDE:

WAREHOUSE

* Collect from your local Harvey Norman Warehouse.

*Delivery and assembly charges may apply.
Trades (including but not limited to electrical, gas or plumbing) are not included.

HOME

*Delivery direct to your home.

PLATINUM

*Delivery direct to your home.

+

*Assembly in your home by our professional assembly team.

Delivery and assembly will be conducted independently. Assembly booking date will be confirmed once product delivery times confirmed.

NB *This service does not include packing, shipping cartons, crates or pallet removal.

STEP 1

CABINETRY

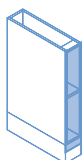
BASE CARCASS UNITS

- + All carcass units are made from 16mm V-Lite PVC material with extreme water resistance
- + Individually boxed including assembly instructions and joinery hardware (screws, adjustable legs, push door openers, concealed door hinges and soft close drawer runners)
- + Carcass height including adjustable legs 930mm (BBQ Unit 655mm)
- + Total joinery height including 20mm Stone 950mm (BBQ Unit 675mm)
- + Carcass depths without bench-top 560mm (700mm with bench-top) allows for services void

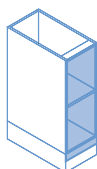
DOORS + DRAWERS + INFILLS + PANELS + KICKERS

- + All doors, drawers, infills, panels and kickers are made from 13mm Multi-purpose Compact Laminate
- + Individually boxed for protection in transit
- + Pre-drilled hinge holes/drawer panel mounts for easy assembly and universal Left or Right door selection for single door units
- + Left & Right door selection for single door units

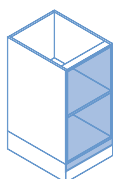
PLEASE NOTE: CARCASS MEASUREMENTS BELOW ARE WITHOUT ADJUSTABLE LEGS



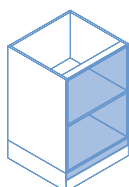
HN150D	1 DOOR MODULE + DOOR + KICKER	150mm
CODE	PRODUCT DESCRIPTION	DIMENSIONS
HN150D	CARCASS	780mm high x 150mm wide x 560mm deep
HN150D-DOOR	DOOR	1 x 847mm high x 148mm wide
HN150D-KICKER	KICKER	1 x 150mm high x 150mm wide



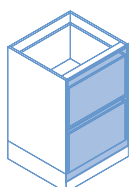
HN300D	1 DOOR MODULE + DOOR + KICKER	300mm
CODE	PRODUCT DESCRIPTION	DIMENSIONS
HN300D	CARCASS	780mm high x 300mm wide x 560mm deep
HN300D-DOOR	DOOR	1 x 847mm high x 298mm wide
HN300D-KICKER	KICKER	1 x 150mm high x 300mm wide



HN4501D	1 DOOR MODULE + DOOR + KICKER	450mm
CODE	PRODUCT DESCRIPTION	DIMENSIONS
HN4501D	CARCASS	780mm high x 450mm wide x 560mm deep
HN4501D-DOOR	DOOR	1 x 847mm high x 448mm wide
HN4501D-KICKER	KICKER	1 x 150mm high x 450mm wide



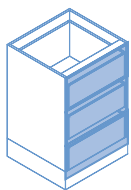
HN6001D	1 DOOR MODULE + DOOR + KICKER	600mm
CODE	PRODUCT DESCRIPTION	DIMENSIONS
HN6001D	CARCASS	780mm high x 600mm wide x 560mm deep
HN6001D-DOOR	DOOR	1 x 847mm high x 598mm wide
HN6001D-KICKER	KICKER	1 x 150mm high x 600mm wide



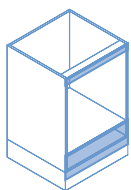
HN6002DM	2 DRAW MODULE + KICKER	600mm
CODE	PRODUCT DESCRIPTION	DIMENSIONS
HN6002DM	CARCASS	780mm high x 600mm wide x 560mm deep
HN6002DM-DOOR	DRAWER	2 x 422mm high x 598mm wide
HN6002DM-KICKER	KICKER	1 x 150mm high x 600mm wide

STEP 1

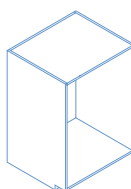
CABINETS



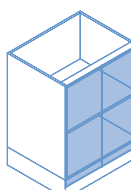
HN6003DM	3 DRAW MODULE + KICKER	600mm
CODE	PRODUCT DESCRIPTION	DIMENSIONS
HN6003DM	CARCASS	780mm high x 600mm wide x 560mm deep
HN6003DM-DOOR	DRAWER	3 x 280 mm high x 598mm wide
HN6003DM-KICKER	KICKER	1 x 150mm high x 600mm wide



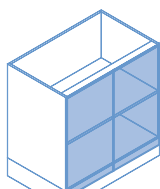
HN600WOC	WALL OVEN CAVITY + INFILL + KICKER	600mm
CODE	PRODUCT DESCRIPTION	DIMENSIONS
HN600WOC	CARCASS	780mm high x 600mm wide x 560mm deep
HN600WOC-INFILL	INFILL	1 x 70mm high x 600mm wide 1 x 180mm high x 600mm wide
HN600WOC-KICKER	KICKER	1 x 150mm high x 600mm wide



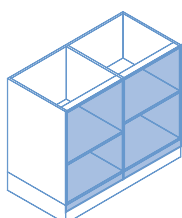
HN660DWF	FRIDGE FRAME UNIT + KICKER	660mm
CODE	PRODUCT DESCRIPTION	DIMENSIONS
HN660DWF	CARCASS	930mm high x 660mm wide x 560mm deep
HN660DWF-KICKER	KICKER	1 x 40mm high x 660mm wide



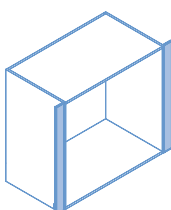
HN7002D	2 DOOR MODULE + DOOR + KICKER	700mm
CODE	PRODUCT DESCRIPTION	DIMENSIONS
HN7002D	CARCASS	780mm high x 700mm wide x 560mm deep
HN7002D-DOOR	DOOR	2 x 847mm high x 348mm wide
HN7002D-KICKER	KICKER	1 x 150mm high x 700mm wide



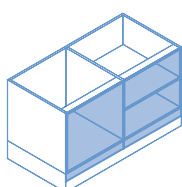
HN9002D	2 DOOR MODULE + DOOR + KICKER	900mm
CODE	PRODUCT DESCRIPTION	DIMENSIONS
HN9002D	CARCASS	780mm high x 900mm wide x 560mm deep
HN9002D-DOOR	DOOR	2 x 847mm high x 448mm wide
HN9002D-KICKER	KICKER	1 x 150mm high x 900mm wide



HN11102D	2 DOOR MODULE + DOOR + KICKER	1110mm
CODE	PRODUCT DESCRIPTION	DIMENSIONS
HN11102D	CARCASS	780mm high x 1110mm wide x 560mm deep
HN11102D-DOOR	DOOR	2 x 847mm high x 553mm wide
HN11102D-KICKER	KICKER	1 x 150mm high x 1110mm wide



HN1110DWF	FRIDGE FRAME UNIT + INFILL	1110mm
CODE	PRODUCT DESCRIPTION	DIMENSIONS
HN1110DWF	CARCASS	930mm high x 1110mm wide x 560mm deep
HN1110DWF-INFILL	DOOR	2 x 850mm high x 75mm wide
HN1110DWF-KICKER	KICKER	1 x 40mm high x 1110mm wide



HN12502DBQ	2 DOOR BBQ MODULE + DOOR + KICKER	1250MM
CODE	PRODUCT DESCRIPTION	DIMENSIONS
HN12502DBQ	CARCASS	505mm high x 1250mm wide x 560mm deep
HN12502DBQ-DOORS	DOOR	2 x 572mm high x 623mm wide
HN12502DBQ-KICKER	KICKER	2 x 572mm high x 623mm wide

STEP 1

STONE BENCHTOPS

STONE BENCHTOPS

- + 20mm engineered stone bench-tops with polished edges all round for reversibility
- + Cutouts included to suit sink, tap and wok burner
- + Option for LHS/RHS sink and fridge layouts

Please note; stone is 5mm wider than the cabinets to allow for the fixing glue of 2.5mm at each side.



CODE	STONE BENCHTOP	STONE BENCHTOP DIMENSIONS
705	SUITS HN660DWF	705mm wide x 700mm deep



CODE	STONE BENCHTOP	STONE BENCHTOP DIMENSIONS
745-S	SUITS HN7002D	745mm wide x 700mm deep (sink)



CODE	STONE BENCHTOP	STONE BENCHTOP DIMENSIONS
1155	SUITS HN1110DWF SUITS HN660DWF + HN4501D COMBO	1155mm wide x 700mm deep




CODE	STONE BENCHTOP	STONE BENCHTOP DIMENSIONS
1155-D	SUITS HN11102D SUITS HN660DWF + HN4501D COMBO	1155mm wide x 700mm deep



CODE	STONE BENCH TOP	STONE BENCH TOP DIMENSIONS
1155-DS	SUITS HN11102D	1155mm wide x 700 deep (wok + sink)



CODE	STONE BENCH TOP	STONE BENCH TOP DIMENSIONS
1845	EXTENSION - SUITS MULTIPLE CABINETS	1845mm wide x 700mm deep



CODE	STONE BENCH TOP	STONE BENCH TOP DIMENSIONS
2145	EXTENSION - SUITS MULTIPLE CABINETS	2145mm wide x 700mm deep



CODE	STONE BENCH TOP	STONE BENCH TOP DIMENSIONS
255	SUITS HN12502DBQ	2 x 255mm wide x 700mm deep



CODE	STONE BENCH TOP	STONE BENCH TOP DIMENSIONS
625	SUITS HN12502DBQ	2 x 625mm wide x 700mm deep



CODE	STONE - WATERFALL END	STONE WATERFALL END DIMENSIONS
930	WATERFALL END	930mm wide x 700mm deep (waterfall end)

STEP 2

APPLIANCES

Appliance options engineered to match joinery units and peace of mind compatibility.



SUITS HN12502DBQ

HN1200RBQ

**HOODED BBQ WITH
ROTISSERIE**

- 7 gas burner unit including rear burner
- 90 Mega-joules
- 304 grade stainless steel double skin hood
- 304 grade stainless steel cooking chassis
- 304 grade stainless steel tube burners
- 304 grade stainless steel flame tamers
- Large cooking area 960mm wide x 455mm depth
- Ceramic infrared rear burner
- Rotisserie set & 10 amp plug in motor
- 2 cast iron cooking grills
- 1 Reversible cast iron griddle plate
- 1 stainless steel warming rack
- Easy removable drip tray
- Push button battery ignition
- Internal lighting
- Control knob blue lighting
- Side heat deflectors (for built-in use)
- LPG jets fitted
- Natural gas conversion
- BBQ cover included



SUITS HN12502DBQ

HN1200FBQ

FLAT LID BBQ

- 6 gas burner unit
- 78 Mega-joules
- 304 grade stainless steel double skin hood
- 304 grade stainless steel cooking chassis
- 304 grade stainless steel tube burners
- 304 grade stainless steel flame tamers
- Large cooking area 960mm wide x 455mm depth
- 2 cast iron cooking grills
- 1 Reversible cast iron griddle plate
- Easy removable drip tray
- Push button battery ignition
- Control knob blue lighting
- Side heat deflectors (for built-in use)
- LPG jets fitted
- Natural gas conversion



SUITS HN4501D + HN11102D

EMJG30WSX

**DOMINO GAS WOK
BURNER 18MJ**

- High power triple ring wok burner
- Flame failure safety device
- Front control knob
- 1 touch electric ignition
- Non-slip cast iron trivet
- Wok support trivet included
- Natural gas or LPG (jets included)
- Easy clean one piece cooktop
- Made in Italy



SUITS HN4501D + HN11102D

EMJFR30SX

DOMINO ELECTRIC DEEP FRYER

- Stainless Steel
- Automatic safety temperature cut out
- Removable Stainless Steel oil container that can be stored in the refrigerator
- Variable 0 – 200 degrees temperature control
- Thermostatically controlled Temperature
- Maximum / Minimum cooking container
- Front knob control operation
- On / Off indicator light
- Oil container lid
- 2.0-2.5 litre capacity
- Movable heating element for easy cleaning
- Made in Italy

STEP 2

APPLIANCES



SUITS HN4501D + HN11102D

EMJTE30SX

**DOMINO ELECTRIC
TEPPANYAKI PLATE**

- 304 grade Stainless Steel plate
- Dual cooking zones
- High temperature resistance surface
- Thermostatically controlled Temperature
- Variable 0 – 250 degrees temperature control

- Front knob control operation
- On / Off indicator light
- Easy cleaning surface
- Made in Italy



SUITS HN4501D + HN11102D

EMJBQ30SX

DOMINO ELECTRIC BBQ

- Stainless Steel
- Cast iron removable grid
- 12 position temperature control
- Lava stones creating charcoal style cooking
- Drip pan

- Front knob control operation
- On / Off indicator light
- Movable heating element for easy cleaning
- Made in Italy



SUITS HN660DWF

EA60WFSX2L

**138lt SINGLE DOOR
BEVERAGE COOLER**

EA60WFSX2R

* 138lt single door beverage cooler can only be purchased in conjunction with fridge frame unit model HN660DWF

- 304 grade stainless steel exterior
- Mirror polished stainless steel interior
- R600a refrigerant ozone friendly
- 0 – 10 degrees electronic temperature control
- Temperature control protective cover
- Separate internal light
- Full stainless steel solid door
- Double glazed doors with Low-E glass panel

- Double chrome adjustable shelves
- Quiet compressor with front airflow system
- Recirculating internal fan
- Key lockable doors
- Spring back door
- Left Hand hinge opening
- Suitable for beverages only



SUITS HN1110DWF

EA900WFSX2

**208lt DOUBLE DOOR
BEVERAGE COOLER**

* 208lt double door beverage cooler can only be purchased in conjunction with fridge frame unit model HN1110DWF

- 304 grade stainless steel exterior
- Mirror polished stainless steel interior
- R600a refrigerant ozone friendly
- 0 – 10 degrees electronic temperature control
- Temperature control protective cover
- Separate internal light
- Double glazed doors with LOW-E glass panels

- 4 x chrome adjustable shelves
- Quiet compressor with front airflow system
- Recirculating internal fan
- Key lockable doors
- Spring back door
- Suitable for beverages only

STEP 2

ACCESSORIES



SUITS EAS510USM + EAS740DBU

PC1001SB	GOOSENECK SINK MIXER
----------	----------------------

- Gooseneck mixer
- Chrome finish
- Ceramic disc cartridge
- 5 Star water efficiency



SUITS EAS510USM + EAS740DBU

JD-WK1094	PULL OFF SPRAY SINK MIXER
-----------	---------------------------

- Flexible hose with spray system
- Two tone finish - chrome/black
- Ceramic disc cartridge
- 4 Star water efficiency



SUITS 745-S

EAS510UM	SINGLE BOWL SINK
----------	------------------

- Surface mount or Undermount
- 18/10 Brushed stainless-steel finish
- Stylish square design with rounded corners allow for easy cleaning



SUITS 1155-DS

EAS740DBU	DOUBLE BOWL SINK
-----------	------------------

- Surface mount or Undermount
- 18/10 Brushed stainless-steel finish
- Stylish square design with rounded corners allow for easy cleaning



SUITS HN7002D + HN11102D

HN2DBIN	TWIN SLIDE OUT 30LT BIN
---------	-------------------------

- Self contained system with individual twin bins
- Steel frame pull-out system with full extension runner
- Quick and simple bottom panel installation
- Plastic lid cover



SUITS HN300D + HN4501D + HN6001D + HN7002D

HNUS2TS	UNDER SINK PULLOUT
---------	--------------------

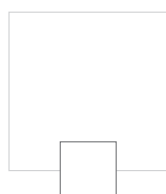
- Cleaning utensil pull-out
- Chrome finish with full extension runner
- 2 tier shelving system

STEP 2

SELECT YOUR COLOURS

COMPACT LAMINATE DOORS/KICKERS


Laminex®



POLAR WHITE



SUBLIME TEAK



PUMICE



OYSTER GREY

DOORS AND KICKERS ARE SUPPLIED AS A MATCHING COLOUR SET




BLACK



LIQUORICE LINEA



BATTALION




CHARCOAL



BAYE


STONE TOP



SHEER MIDNIGHT



FOSSIL GREY



SPECKLED SNOW



BURLYWOOD

STEP 3

ORDER + DELIVER



PICK UP FROM HARVEY NORMAN WAREHOUSE



HOME DELIVERY



PLATINUM HOME DELIVERY + ASSEMBLY

Warranty T&C's

- Each Harvey Norman® store within a Harvey Norman® complex is operated by an independent franchisee.
- The goods described in this brochure may not be on display or available at each Harvey Norman® Complex. Please call 1300 GO HARVEY (1300 46 4278) before attending a Harvey Norman® Complex to enquire whether a franchisee at that complex has the goods on display or available.
- Accessories shown are not included.
- The "Harvey Norman®" logos are registered and unregistered trade marks of Harvey Norman Retailing Pty Limited, and are used under a limited license by each Harvey Norman® franchisee.
- At the Customer's cost, the Customer must ensure a level and stable floor is available for proper assembly of the goods prior to the arrival of the assembler (if applicable).
- Delivery and assembly charges are not included unless otherwise specified in the order.
- Trades (including electrical, gas and plumbing) are not included and must be sourced by the Customer at the Customer's cost.
- The Customer acknowledges that natural products (including timber, granite and stone) used in the cabinetry and bench top materials may vary from display products and such variations are a feature and not a defect in the products.

Warranty does not cover any defect caused by:

- Installations in direct sunlight outside the covered alfresco main roof line area with no backing wall structure
 - Installations in commercial structures or unoccupied structures both commercial and residential and installations moved from their original installation location both commercial and residential
 - Failure to follow any procedures recommended by ALFRESCO SOLUTIONS by Harvey Norman at the time of assembly and installation; or
 - Transport and handling, physical abuse, misuse, accidents, exposure to excessive heat, exposure to excessive moisture, the use of solvents or inappropriate cleaning products/ materials, exposure to chemical products, improper maintenance, normal 'wear and tear', scratches, scuffs, burns, stains, wipe marks on darker colour surfaces; or
 - Faulty workmanship by any person other than approved ALFRESCO SOLUTIONS by Harvey Norman® assembly team; or
 - Where the defect has been disclosed as a feature or limitation of the ALFRESCO SOLUTIONS by Harvey Norman® product in any literature published by ALFRESCO SOLUTIONS by Harvey Norman®
- To view full warranty terms and conditions go to www.australianlifestylefurniture.com.au

