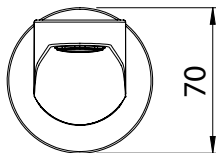
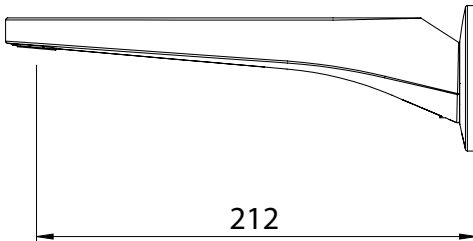
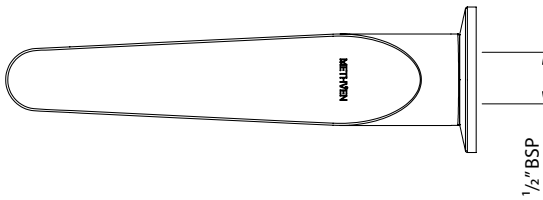


01-8765
MAKU BATH SPOUT



ASD
Aerator

FINISH: Chrome

CONSTRUCTION: Brass

CARTRIDGE TYPE: -

SUPPLY: Mains Pressure

CONNECTIONS: 1/2" BSP Female

WORKING PRESSURES: 150 - 500 kpa

OPERATING TEMPERATURE: 5°C to 70°C*

*Refer AS/NZS 3500

- Cast brass spout
- Adjustable Stream Direction Aerator with slim stream flow director
- To complete the look, suitable for use with Maku shower mixer or wall top assemblies (*sold separately*)
- Inlet - 1/2" BSP female push-fit connection
- WELS rating not required