



Harvey Norman®

Online | Mobile | **Your Local** Store

SHOP with CONFIDENCE on Quality, Value and Service.

Call 1300 464 278 for your local store.

Bathroom & Tiles available at the following locations: • HARVEY NORMAN FLAGSHIP STORE @ AUBURN 9202 4888 • BALGOWLAH SUPERSTORE 9949 0100 • CAMPBELLTOWN SUPERSTORE 4621 5200 • CARINGBAH HOMEMAKER CENTRE 9589 8800 • CASTLE HILL 9840 8800 • GORDON 9496 9200 • LIVERPOOL 9600 3333 • MASCOT 9693 0710 • PENRITH SUPERSTORE 4737 5111 • PUNCHBOWL 9784 4400 • BENNETTS GREEN 4944 5000 • ERINA 4365 9888 • WARRAWONG 4223 8800 • FYSHWICK 6283 1200

Harvey Norman® stores are operated by independent franchisees.



HEATED TOWEL RAIL COLLECTION

Harvey

FORMe
BATHROOM COLLECTION

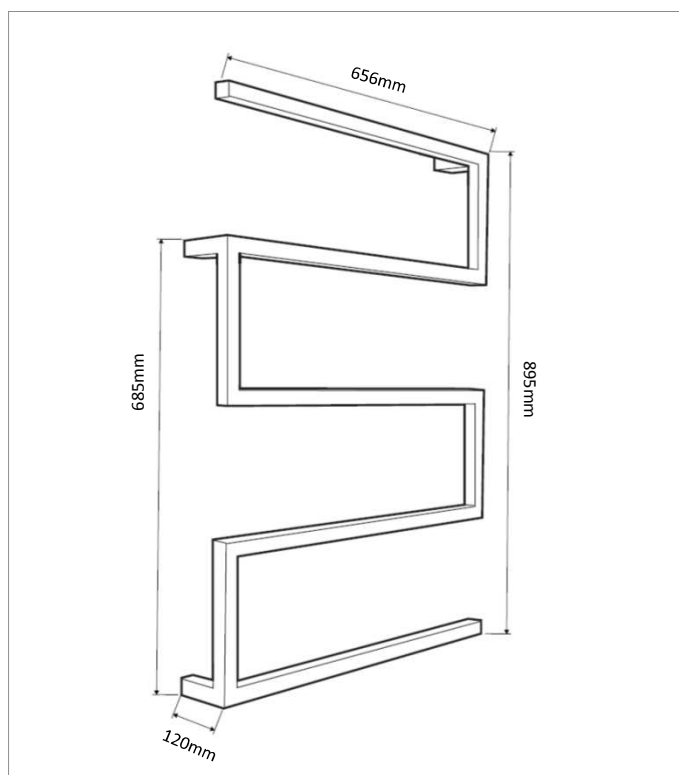
Designer 'Snake' 5 bar SQUARE

Product code : HTR-5HS9065

656 (w) x 895 (h) x 120 (d) mm

Features:

- 5 bars • Hand polished mirror finish • High grade stainless steel • Right hand cable entry only • Polished stainless steel end caps • Concealed wiring kit included



Note: Manufacturing tolerances could cause variances of ± 5 mm.

Additional Information

- 60 watts
- 230-240Volts, 50Hz single phase
- Class 1 appliance – requires an earth connection
- This rail should be mounted vertically with the cord exiting from the base.
- It should be positioned at least 600mm above the floor.
- Ingress Protection Rating: IP34 – Splashproof

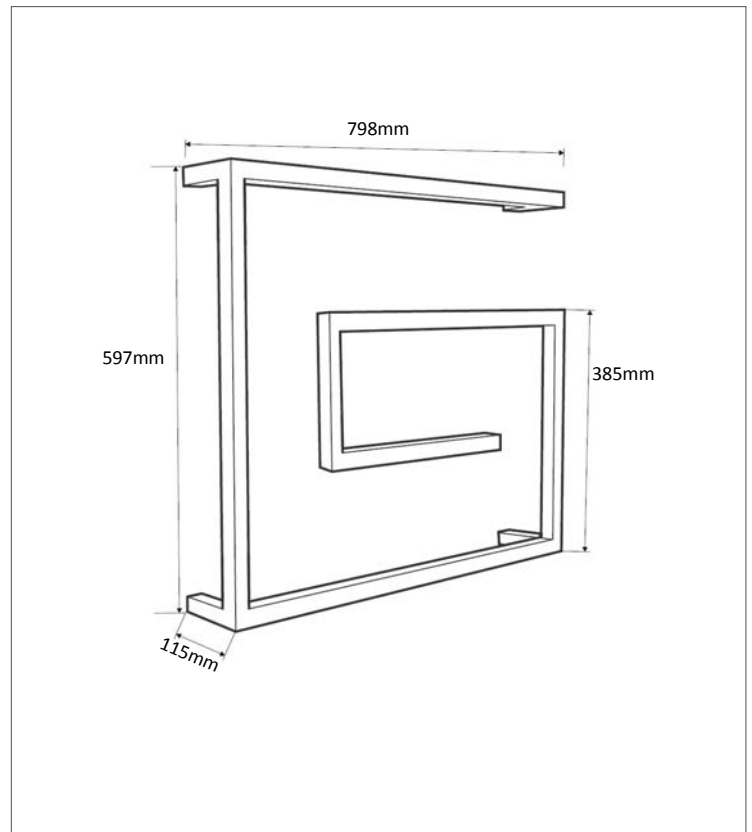
Designer 'G' RAIL - 4 bar SQUARE

Product code : HTR-4HS6080

798 (w) x 597(h) x 115(d) mm

Features:

- 4 bars • Hand polished mirror finish • High grade stainless steel • Right hand cable entry only • Polished stainless steel end caps • Concealed wiring kit included



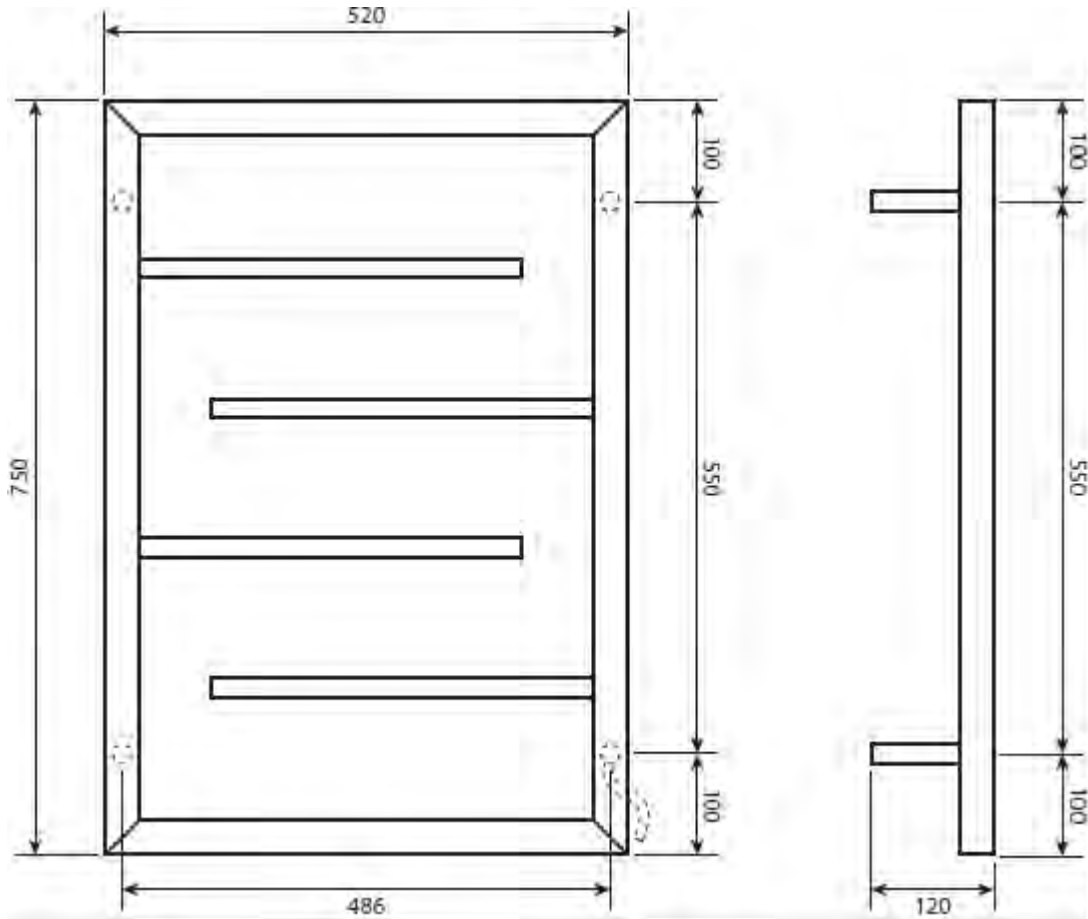
Note: Manufacturing tolerances could cause variances of ± 5 mm.

Additional Information

- 60 watts
- 230-240Volts, 50Hz single phase
- Class 1 appliance – requires an earth connection
- This rail should be mounted vertically with the cord exiting from the base.
- It should be positioned at least 600mm above the floor.
- Ingress Protection Rating: IP34 – Splashproof

4 Bar Round Frame Heated Rail

750 x 120 x 520

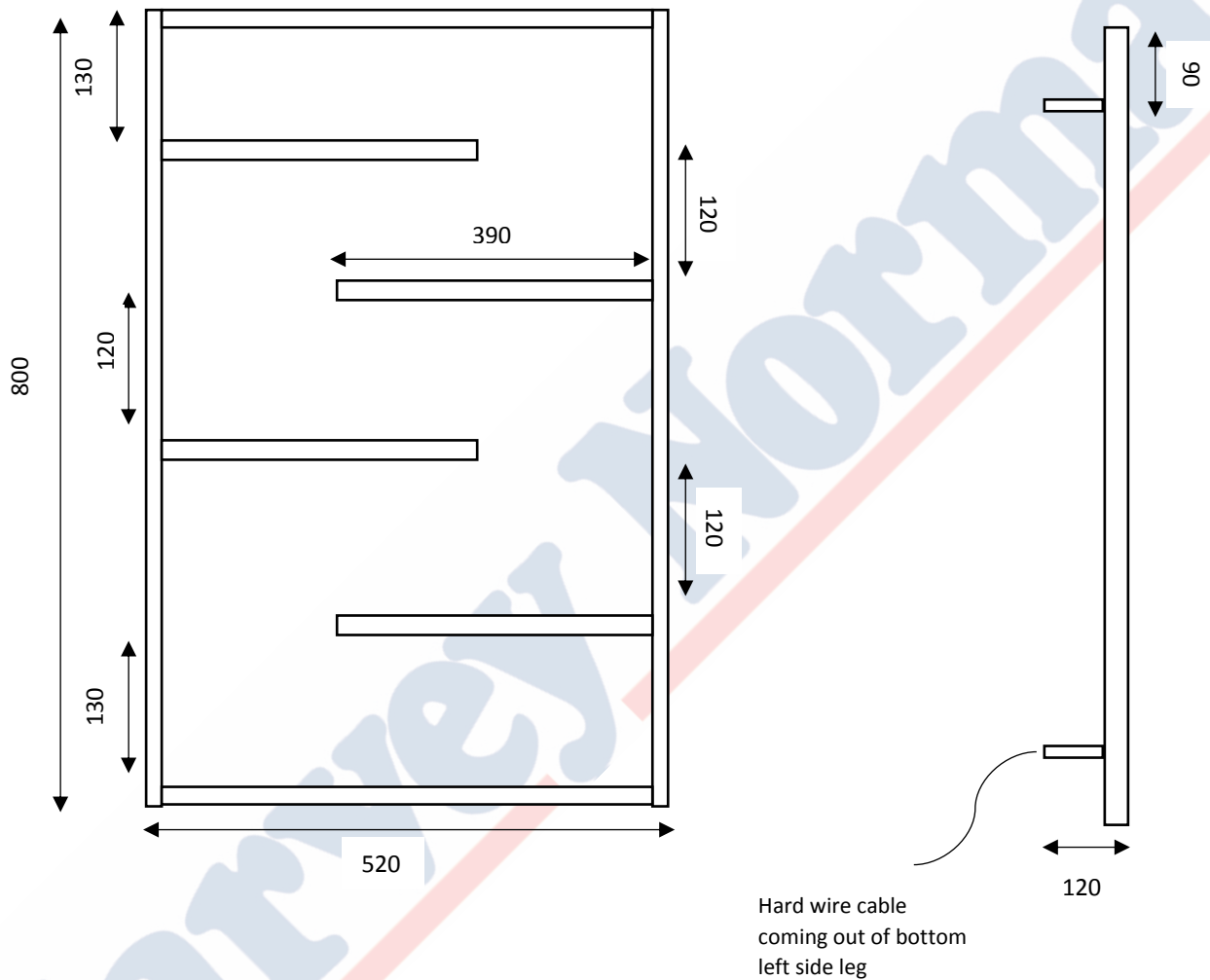


- 4 bar round frame heated towel rail
- 750 x 120 x 520
- 4 rails
- Hardwire cable bottom right hand leg
- HTR-HRFRAME4RD
- Fixings included



4 Bar Square Frame Heated Rail

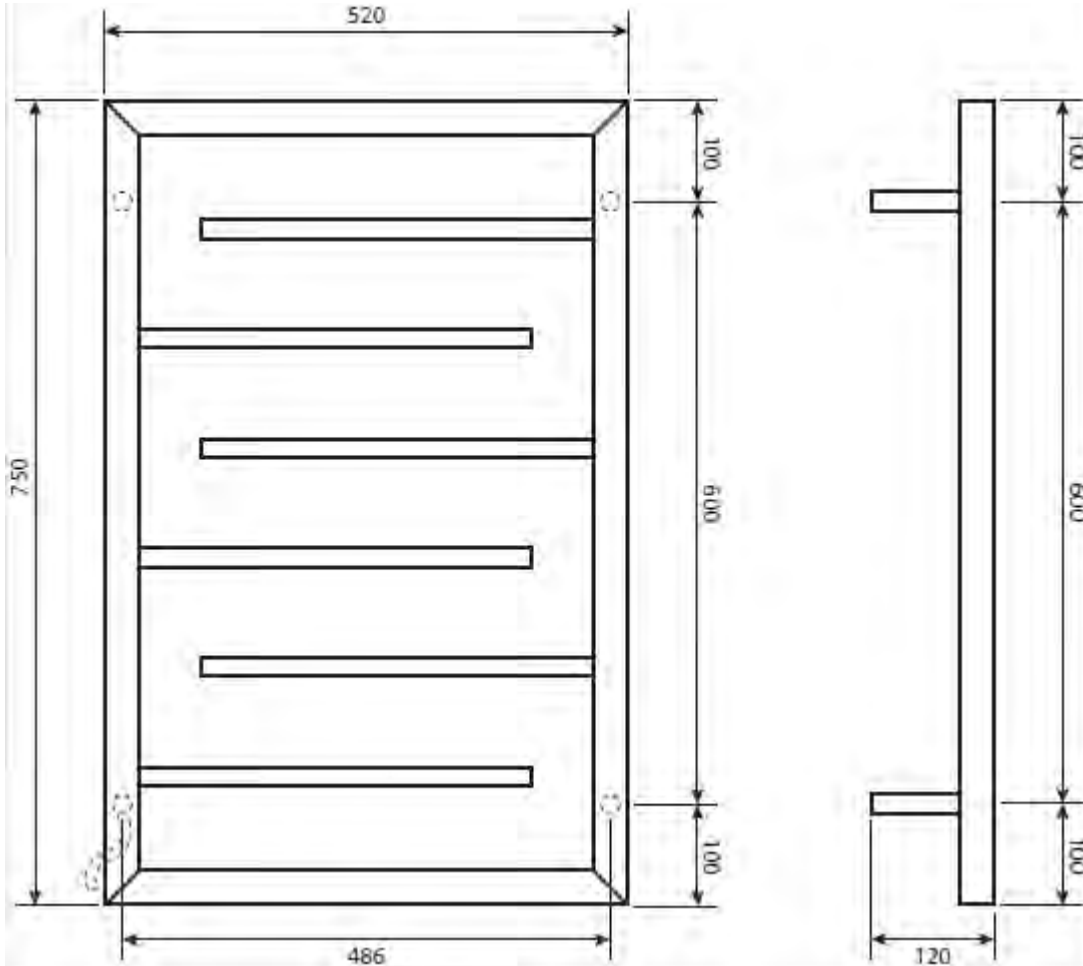
800 x 120 x 520



- 4 bar square frame heated towel rail
- 800 x 120 x 520
- 4 rails
- Hardwire cable bottom left hand leg
- HTR-HSFRAME4SQ
- Fixings included

6 Bar Round Frame Heated Rail

750 x 120 x 520


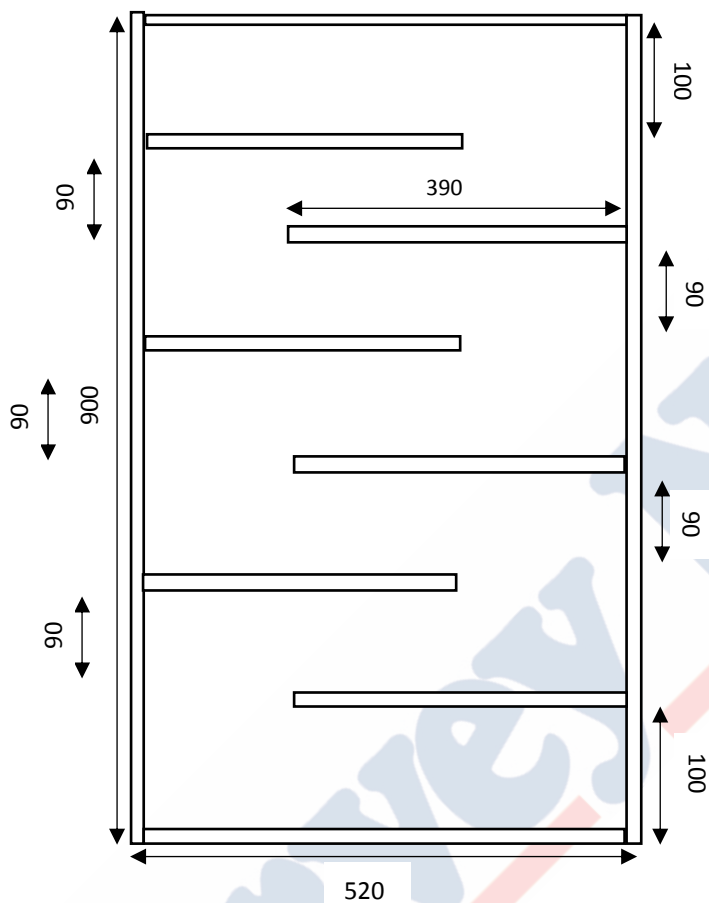


- 6 bar round frame heated towel rail
- 750 x 120 x 520
- 6 rails
- Hardwire cable bottom left hand leg
- HTR-HRFRAME4RD
- Fixings included



6 Bar Square Frame Heated Rail

900 x 120 x 520



Hard wire cable
coming out of bottom
right hand leg

- 6 bar square frame heated towel rail
- 900 x 120 x 520
- 6 rails
- Hardwire cable bottom right hand leg
- HTR-HSFRAME6SQ
- Fixings included