



# Harvey Norman®

Online | Mobile | **Your Local** Store

**SHOP** *with* **CONFIDENCE** on Quality, Value and Service.

Call 1300 464 278 for your local store.

**Bathroom & Tiles available at the following locations:** • HARVEY NORMAN FLAGSHIP STORE @ AUBURN 9202 4888 • BALGOWLAH SUPERSTORE 9949 0100 • CAMPBELLTOWN SUPERSTORE 4621 5200 • CARINGBAH HOMEMAKER CENTRE 9589 8800 • CASTLE HILL 9840 8800 • GORDON 9496 9200 • LIVERPOOL 9600 3333 • MASCOT 9693 0710 • PENRITH SUPERSTORE 4737 5111 • PUNCHBOWL 9784 4400 • BENNETTS GREEN 4944 5000 • ERINA 4365 9888 • WARRAWONG 4223 8800 • FYSHWICK 6283 1200

Harvey Norman® stores are operated by independent franchisees.





## MATT BLACK HEATED TOWEL RAIL COLLECTION

Harvi

**FORMe**  
BATHROOM COLLECTION

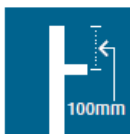
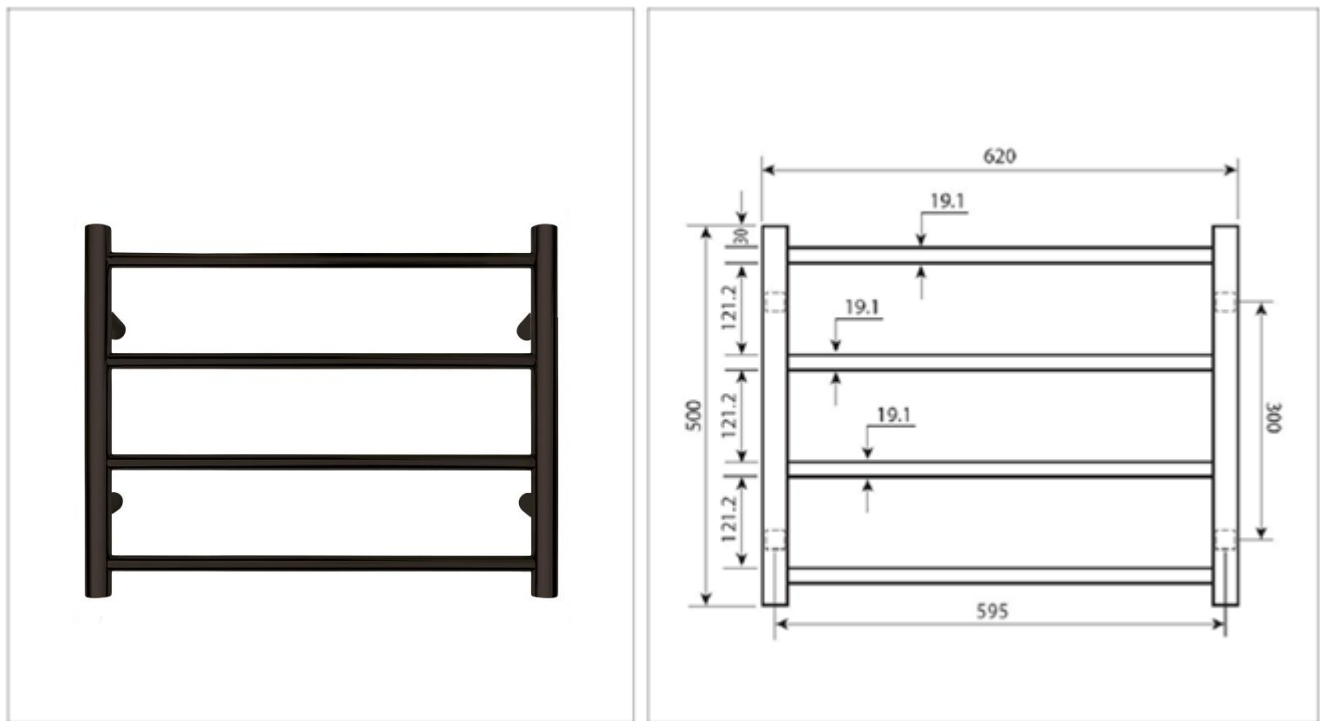
## Black Satin 4 bar ROUND

Product code: HTR-TR0402MBL

620(w) x 500(h) x 120(d) mm

### Features:

4 bars • Black satin finish • High grade stainless steel • Left & right hand cable options • Fixing kit includes diamond drill bit



Legs are at 100mm vertical centres from top & bottom



Guaranteed against manufacturing defects



Ingress protection rating



Stainless Steel



Black satin powder coated stainless steel



Concealed cable kit included



Fixing accessories included



Timer available



UNIVERSAL CONNECTION

Note: Manufacturing tolerances could cause variances of  $\pm 5$ mm.

### Additional Information

- 40 watts
- 230-240Volts, 50Hz single phase
- Class 1 appliance – requires an earth connection
- This rail should be mounted vertically with the cord exiting from the base.
- It should be positioned at least 600mm above the floor.
- Ingress Protection Rating: IP34 – Splash proof

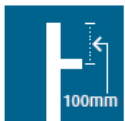
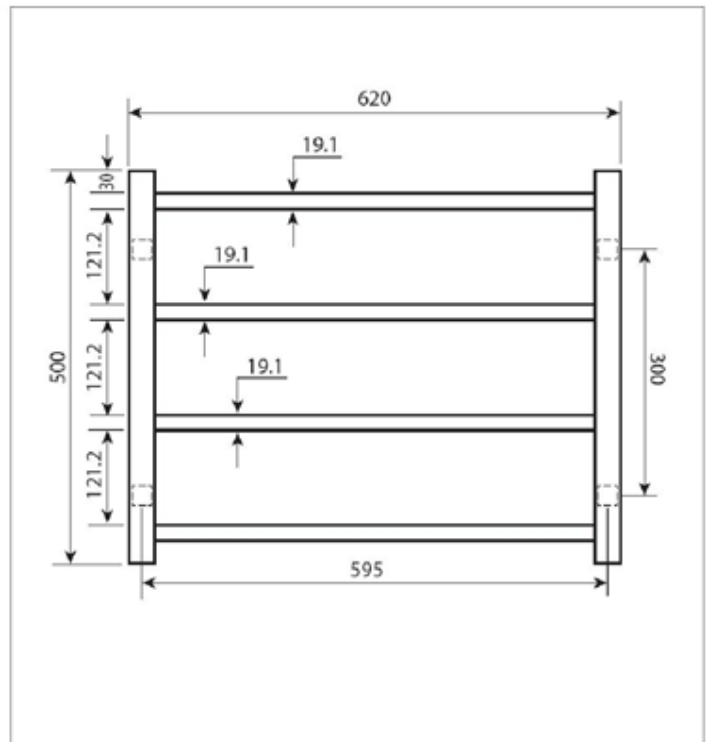
## Black Satin 4 bar SQUARE

Product code: HTR-TS0402MBL

620(w) x 500(h) x 120(d) mm

### Features:

- 4 bars • Black satin finish • High grade stainless steel • Double insulated heating element and Class 1 fully earthed • Concealed cable kit available on request
- Left and right hand cable options • Easily installed into new or existing homes



Legs are at 100mm vertical centres from top & bottom



Guaranteed against manufacturing defects



Ingress protection rating



Stainless Steel



Black satin powder coated stainless steel



Concealed cable kit included



Fixing accessories included



Timer available



UNIVERSAL CONNECTION

Note: Manufacturing tolerances could cause variances of  $\pm 5$ mm.

### Additional Information

- 40 watts
- 230-240Volts, 50Hz
- IP34 rating

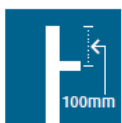
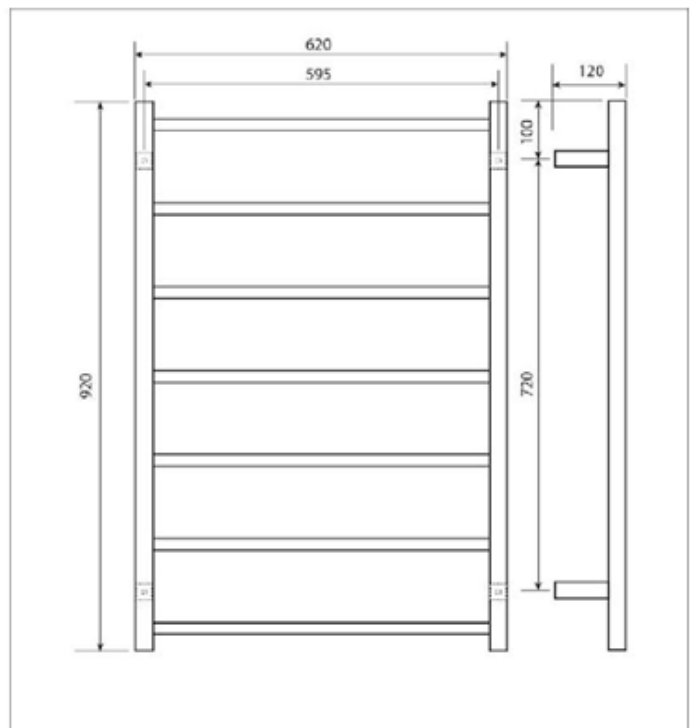
## Black Satin 7 bar ROUND

Product code: HTR-TR0701MBL

620(w) x 920(h) x 120(d) mm

### Features:

7 bars • Black satin finish • High grade stainless steel • Left & right hand cable options • Fixing kit includes diamond drill bit



Legs are at 100mm vertical centres from top & bottom



Guaranteed against manufacturing defects



Ingress protection rating



Stainless Steel



Black satin powder coated stainless steel



Concealed cable kit included



Fixing accessories included



Timer available



UNIVERSAL CONNECTION

Note: Manufacturing tolerances could cause variances of  $\pm 5$ mm.

### Additional Information

- 80 watts
- 230-240Volts, 50Hz single phase
- Class 1 appliance – requires an earth connection
- This rail should be mounted vertically with the cord exiting from the base.
- It should be positioned at least 600mm above the floor.
- Ingress Protection Rating: IP34 – Splash proof

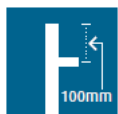
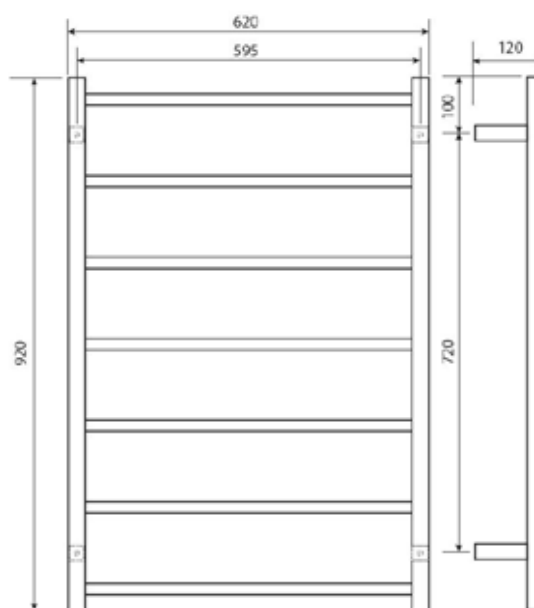
## Black Satin 7 bar SQUARE

Product code: HTR-TS0701MBL

620 (w) x 920 (h) x 120 (d) mm

### Features:

7 bars • Black satin finish • High grade stainless steel • Left & Right hand cable options • Polished stainless steel end caps • Concealed wiring kit included



Legs are at 100mm vertical centres from top & bottom



Guaranteed against manufacturing defects



Ingress protection rating



Stainless Steel



Black satin powder coated stainless steel



Concealed cable kit included



Fixing accessories included



Timer available



UNIVERSAL CONNECTION

Note: Manufacturing tolerances could cause variances of  $\pm 5$ mm.

### Additional Information

- 80 watts
- 230-240Volts, 50Hz single phase
- Class 1 appliance – requires an earth connection
- This rail should be mounted vertically with the cord exiting from the base.
- It should be positioned at least 600mm above the floor.
- Ingress Protection Rating: IP34 – Splash proof