



**Harvey Norman<sup>®</sup>**

Online | Mobile | **Your Local** Store

**SHOP *with* CONFIDENCE** on Quality, Value and Service.

Call 1300 464 278 for your local store.

**Bathroom & Tiles available at the following locations:** • HARVEY NORMAN FLAGSHIP STORE @ AUBURN 9202 4888 • BALGOWLAH SUPERSTORE 9949 0100 • CAMPBELLTOWN SUPERSTORE 4621 5200 • CARINGBAH HOMEMAKER CENTRE 9589 8800 • CASTLE HILL 9840 8800 • GORDON 9496 9200 • LIVERPOOL 9600 3333 • MASCOT 9693 0710 • PENRITH SUPERSTORE 4737 5111 • PUNCHBOWL 9784 4400 • BENNETTS GREEN 4944 5000 • ERINA 4365 9888 • WARRAWONG 4223 8800 • FYSHWICK 6283 1200

Harvey Norman<sup>®</sup> stores are operated by independent franchisees.


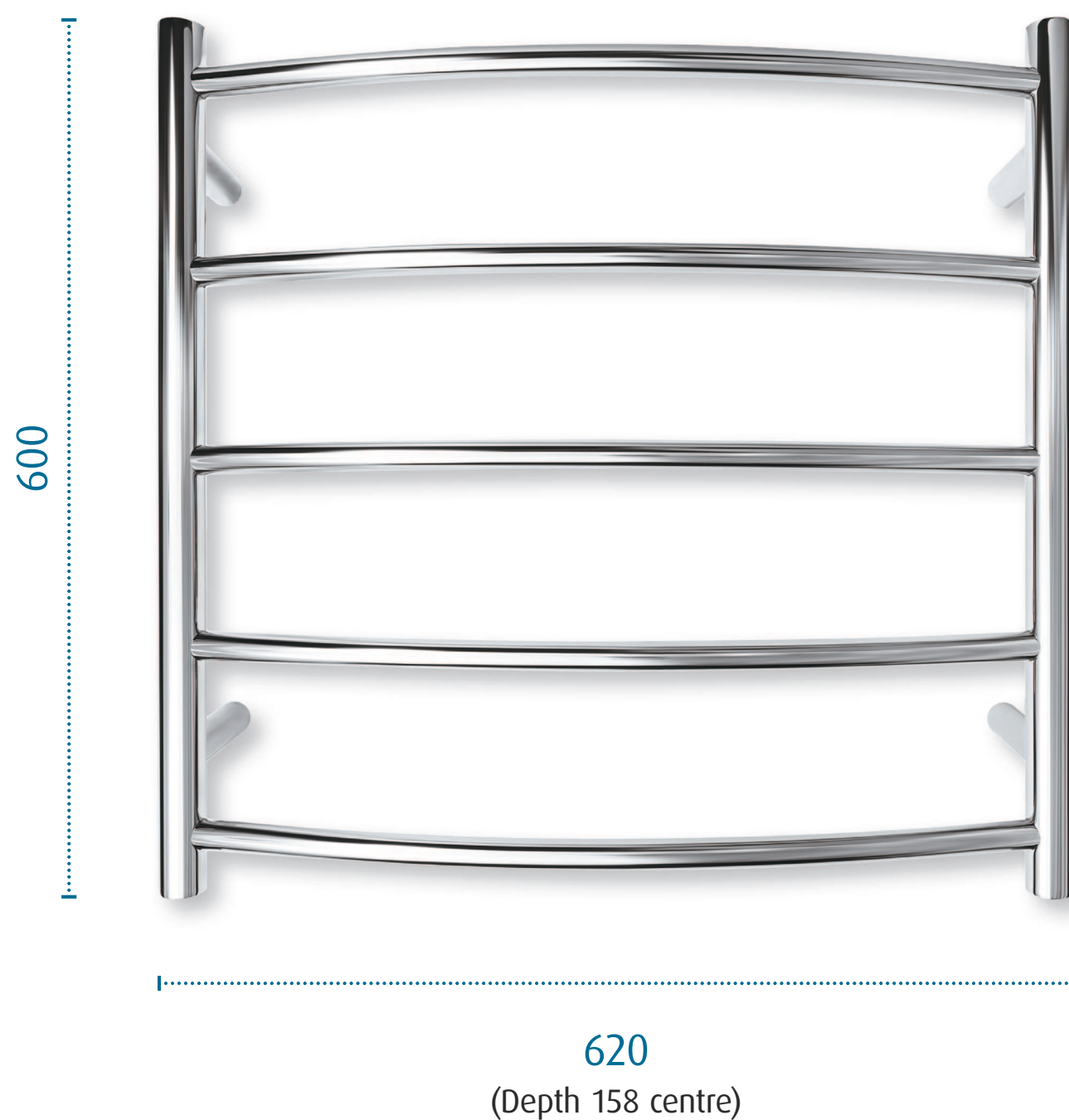




## HEATED TOWEL RAIL COLLECTION

**FORMe**  
BATHROOM COLLECTION

# BROOKLYN 5 BAR CURVED ROUND HEATED TOWEL RAIL





- Polished stainless steel
- Contemporary curved design
- IP 34 rating
- All fixing accessories plus a diamond drill bit for use on porcelain tiles included with each towel rail
- 15 year warranty
- Available in Round only
- 50 watt
- 620<sub>w</sub> x 158<sub>d</sub> x 600<sub>h</sub> mm

POLISHED  
STAINLESS  
HEATED  
TOWEL RAIL

**FORMe**  
BATHROOM COLLECTION

# BROOKLYN 8 BAR CURVED ROUND HEATED TOWEL RAIL



[www.formebathroomcollection.com.au](http://www.formebathroomcollection.com.au)

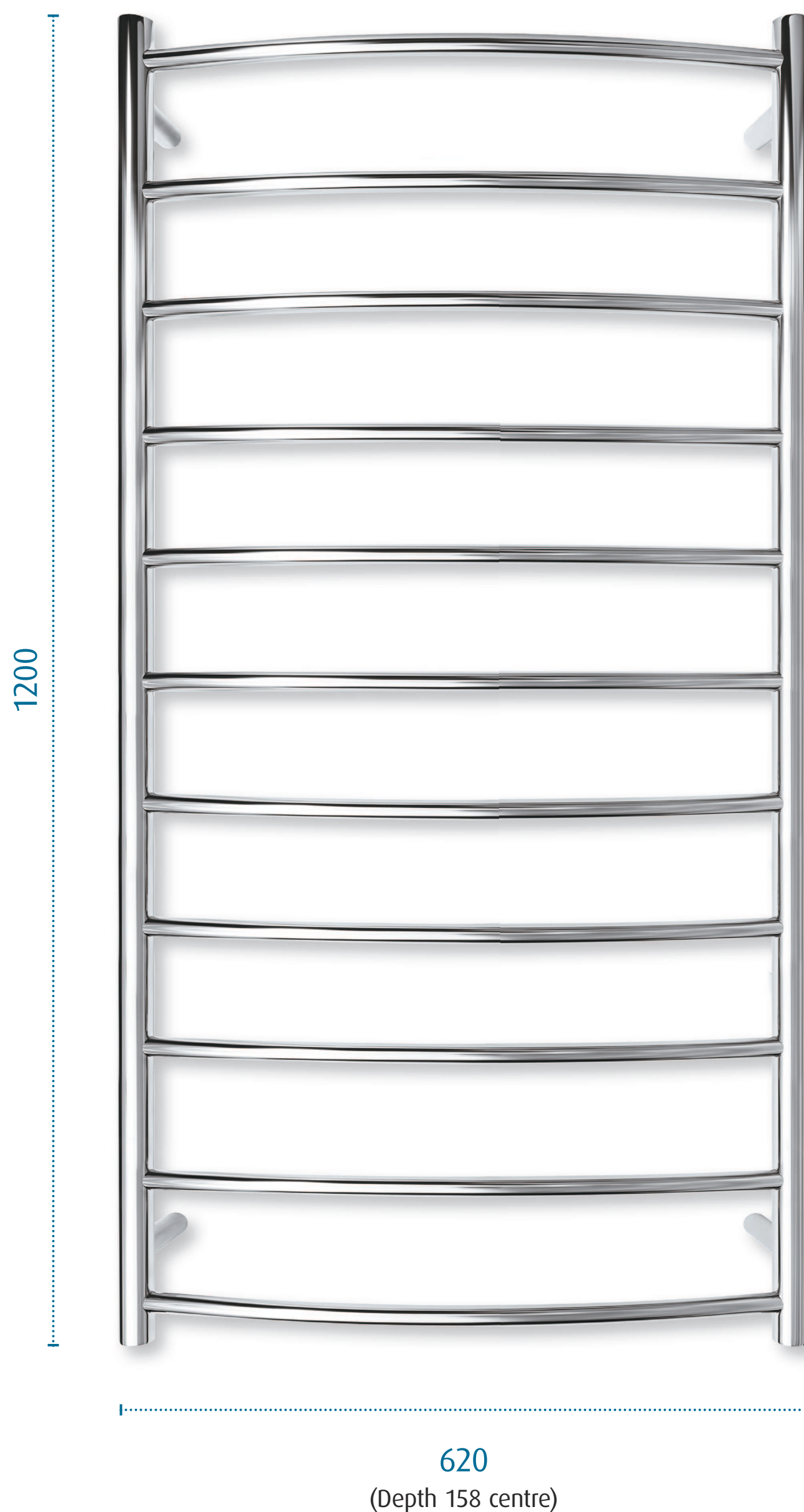
- Polished stainless steel
- Contemporary curved design
- IP 34 rating
- All fixing accessories plus a diamond drill bit for use on porcelain tiles included with each towel rail
- 15 year warranty
- Available in Round only
- 80 watt
- 620<sub>w</sub> x 158<sub>d</sub> x 900<sub>h</sub> mm

POLISHED  
STAINLESS  
HEATED  
TOWEL RAIL

**FORMe**  
BATHROOM COLLECTION



# BROOKLYN 11 BAR CURVED ROUND HEATED TOWEL RAIL




[www.formebathroomcollection.com.au](http://www.formebathroomcollection.com.au)

- Polished stainless steel
- IP 34 rating
- 15 year warranty
- 620<sub>w</sub> x 158<sub>d</sub> x 1200<sub>h</sub> mm
- Contemporary curved design
- All fixing accessories plus a diamond drill bit for use on porcelain tiles included with each towel rail
- Available in Round only
- 110 watt

POLISHED  
STAINLESS  
HEATED  
TOWEL RAIL

**FORMe**  
BATHROOM COLLECTION

# STATEN 5 BAR SQUARE HEATED TOWEL RAIL




- Polished stainless steel • Contemporary square design
- IP 34 rating • All fixing accessories plus a diamond drill bit for use on porcelain tiles included with each towel rail
- 15 year warranty • Available in Square only • 50 watt
- 620<sub>w</sub> x 120<sub>d</sub> x 600<sub>h</sub> mm

POLISHED  
STAINLESS  
HEATED  
TOWEL RAIL

**FORMe**  
BATHROOM COLLECTION

# STATEN 9 BAR SQUARE HEATED TOWEL RAIL



[www.formebathroomcollection.com.au](http://www.formebathroomcollection.com.au)

- Polished stainless steel • Contemporary square design
- IP 34 rating • All fixing accessories plus a diamond drill bit for use on porcelain tiles included with each towel rail
- 15 year warranty • Available in Square only • 90 watt
- 620<sub>w</sub> x 120<sub>d</sub> x 1000<sub>h</sub> mm

POLISHED  
STAINLESS  
HEATED  
TOWEL RAIL

# STATEN 12 BAR SQUARE HEATED TOWEL RAIL



[www.formebathroomcollection.com.au](http://www.formebathroomcollection.com.au)

- Polished stainless steel
- Contemporary square design
- IP 34 rating
- All fixing accessories plus a diamond drill bit for use on porcelain tiles included with each towel rail
- 15 year warranty
- Available in Square only
- 120 watt
- 620<sub>w</sub> x 120<sub>d</sub> x 1300<sub>h</sub> mm

POLISHED  
STAINLESS  
HEATED  
TOWEL RAIL

**FORMe**  
BATHROOM COLLECTION



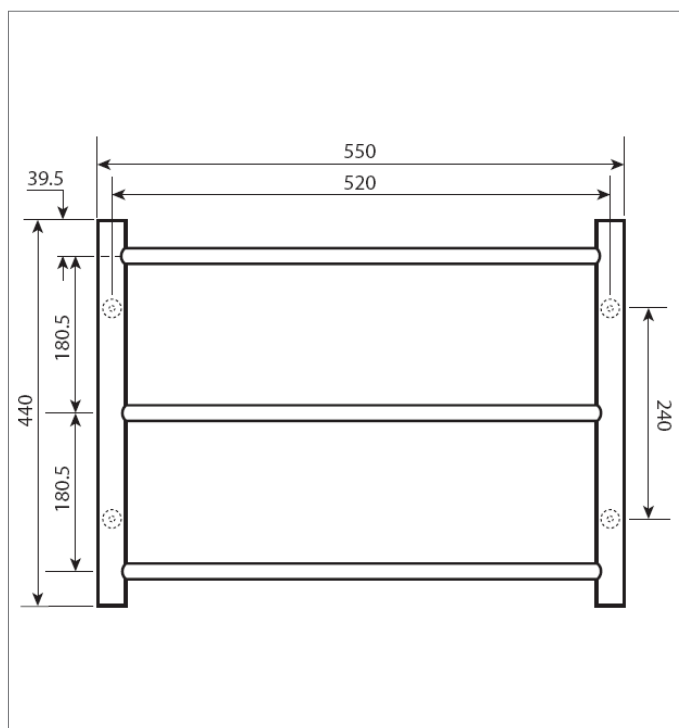
## Jersey 3 bar ROUND

Product code : HTR-TR0304LP

550 (w) x 440 (h) x 120 (d) mm

### Features:

- 3 bars • Hand polished mirror finish • High grade stainless steel • **Left Hand Plug in Only**
- Polished stainless steel end caps



Note: Manufacturing tolerances could cause variances of  $\pm 5$ mm.

### Additional Information

- 30 watts
- 230-240Volts, 50Hz single phase
- Class 1 appliance – requires an earth connection
- This rail should be mounted vertically with the cord exiting from the base.
- It should be positioned at least 600mm above the floor.
- Ingress Protection Rating: IP34 – Splashproof

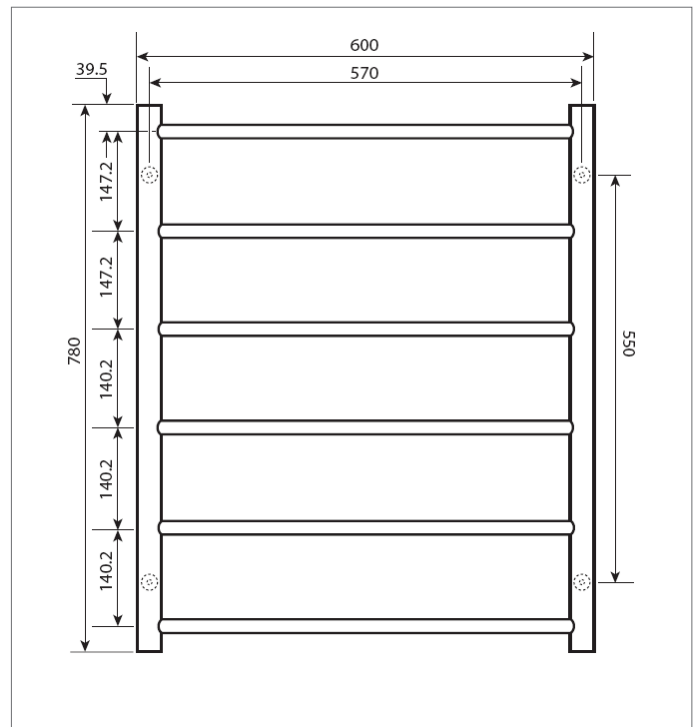
## Jersey 6 bar ROUND

Product code : HTR-TR0604LP

600 (w) x 780 (h) x 120 (d) mm

### Features:

- 6 bars • Hand polished mirror finish • High grade stainless steel • **Left Hand Plug in Only**
- Polished stainless steel end caps



Note: Manufacturing tolerances could cause variances of  $\pm 5$ mm.

### Additional Information

- 60 watts
- 230-240Volts, 50Hz single phase
- Class 1 appliance – requires an earth connection
- This rail should be mounted vertically with the cord exiting from the base.
- It should be positioned at least 600mm above the floor.
- Ingress Protection Rating: IP34 – Splashproof


## Jersey 9 bar ROUND

Product code : HTR-TR0904LP

600 (w) x 1200 (h) x 120 (d) mm

### Features:

- 9 bars • Hand polished mirror finish • High grade stainless steel • **Left Hand Plug in Only**
- Polished stainless steel end caps



Note: Manufacturing tolerances could cause variances of  $\pm 5$ mm.

### Additional Information

- 90 watts
- 230-240Volts, 50Hz single phase
- Class 1 appliance – requires an earth connection
- This rail should be mounted vertically with the cord exiting from the base.
- It should be positioned at least 600mm above the floor.
- Ingress Protection Rating: IP34 – Splashproof